

Dental Policy and Procedure Code Manual

New York State Medicaid, 2025 Dental Policy and Procedures



Dear Dental Providers:

Thank you for your commitment to deliver professional care for children and adults who receive dental coverage through the New York State Medicaid Program.

The newly formatted 2025 NYS Dental Policy and Procedure Manual was written to provide information for use by dentists, dental staff, administrators, and billing agents to facilitate participation in the New York State Medicaid Dental Program. The manual answers many frequently asked questions and provides [contacts](#), links, a [checklist for prior authorization](#) submissions, a chart of additional services available to our members with [Intellectual and Developmental Disabilities](#) (with IDD Restriction Exception codes), and a "New for 2025" section summarizing changes. The information in this dental provider manual is subject to change. When changes occur, they are published as a [Medicaid Update](#). Providers are alerted to changes through a DENTAL eMedNY LISTSERV email, so if you have not already done so, please sign up at [LISTSERV \(emedny.org\)](#) to be sure to receive timely notifications. The eMedNY LISTSERV is a supplement to the "Medicaid Update" which is the official newsletter of the NYS Medicaid program. Please note that the "Medicaid Update" is a free monthly publication; you may subscribe by sending your request to medicaidupdate@health.ny.gov.

It is important that you and your staff be familiar with the information contained within. This will increase your ability to more quickly and easily understand, work with, and connect with the New York State Medicaid Program.

In addition to the information found in this Manual, please see the linked [Fee Schedule](#), which provides age and frequency limits.

Our mission at the State Health Department is to protect and promote health and well-being for all, building on a foundation of health equity. As you know, oral health is an essential part of overall health. We value your commitment to reduce and prevent dental disease in our members.

Policy and Procedure Codes

Dental Manual



Department
of Health



Department
of Health

Office of
Health Insurance
Programs

New York State Medicaid

Office of Health Insurance Programs
Department of Health

CONTACTS:

ePACES Reference Guide

https://www.emedny.org/selfhelp/ePACES/PDFS/5010_ePACES_Dental_Claim_Reference_Guide.pdf

***Providers are **encouraged to enroll in ePACES** and subsequently submit their prior approval requests and claims electronically. Prior approval status and claims inquiry can be checked online via ePACES. Providers who are not enrolled in ePACES can call GDIT (see below) with questions regarding prior approvals and claims. GDIT customer service representatives will refer appropriate calls to the Bureau of Dental Review (1-800-342-3005, option #2) if further assistance is required.

GDIT

(800) 343-9000

Billing Questions, Remittance Clarification, Request for Claim Forms, ePACES Enrollment, Electronic Claim Submission Support (eXchange, FTP), Provider Enrollment

Prior Approval and Claims:

Bureau of Dental Review

(800) 342-3005, Option 2

dental@health.ny.gov

General Questions about the Fee for Service Dental Program:

Division of Program Development and Management

dentalpolicy@health.ny.gov

(518) 473-2160

Questions related to New York State Medicaid Managed Care should be directed to the enrollee's Managed Care Plan.

eMedNY URL

<https://www.emedny.org/>

All eMedNY Contact Information

[eMedNY Contacts PDF](#)

Policy and Procedure Codes

Dental Manual



Department
of Health

Table of Contents

Document Control Properties	6
NEW FOR 2025	6
Criteria/Policy	6
Footnote and Link Additions/Updates	7
Appendix II-Illustration Additions	7
Section I: Requirements for Participation in Medicaid	8
Qualifications of Specialists	8
Group Providers	8
Application of Free Choice	9
Credential Verification Reviews	9
Section II: Dental Services	10
Children's Dental Services	10
Standards of Quality	10
Quality of Services Provided	10
Scope of Hospitalization Services	10
Limitations of Hospitalization	10
Child/Teen Health Program	10
Child Health Plus Program	10
Dental Mobile Van	10
Requirements and Expectations of Dental Clinics	11
Services Not Within the Scope of the Medicaid Program	12
Services Which Do Not Meet Existing Standards of Professional Practice Are Not Reimbursable	12
Other Non-Reimbursable Services	13
Record Keeping	13
Locum Tenens Arrangements	14
Miscellaneous Issues	14
Section III: Basis of Payment for Services Provided	14
Payment for Services Not Listed on the Dental Fee Schedule	15
Payment for Services Exceeding the Published Frequency Limitations	15
Payment for Orthodontic Care	15
Managed Care	15
Dental Services Included in a Facility Rate	15
Hospital In-Patient	15

Policy and Procedure Codes

Dental Manual



Department
of Health

Out-Patient Services.....	15
Payment in Full	16
Prepayment Review.....	17
Third-Party Insurers.....	17
Unspecified Procedure Codes.....	17
Prior Authorization Checklist.....	18
Prior Approval / Prior Authorization Requirements	19
Emergency Treatment.....	21
Recipient Restriction Program.....	21
Utilization Threshold.....	21
Section IV - Definitions.....	21
Section V - Dental Procedure Codes	22
I. DIAGNOSTIC D0100-D0999.....	26
II. PREVENTITIVE D1000-D1999.....	29
III. RESTORATIVE D2000-D2999	33
IV. ENDODONTICS D3000-D3999	36
V. PERIODONTICS D4000-D4999	39
VI. PROSTHODONTICS (Removable) D5000-D5899	41
VII. MAXILLOFACIAL PROSTHETICS D5900-D5999	44
VIII. IMPLANT SERVICES D6000-D6199	45
IX. PROSTHODONTICS, FIXED D6200-D6999	50
X. ORAL AND MAXILLOFACIAL SURGERY D7000-D7999.....	52
XI. ORTHODONTICS D8000-D8999	60
XII. ADJUNCTIVE GENERAL SERVICES D9000-D9999	67
Appendix I.....	74
Appendix II.....	76

Policy and Procedure Codes

Dental Manual



Department
of Health

Document Control Properties

Control Item	Value
Document Name	Dental Policy and Procedure Code Manual
Document Control Number	Dental 2025
Document Type	Policy and Coverage Guidelines
Document Version	1.0
Document Status	Published
Effective Date	01/1/2025

NEW FOR 2025

Criteria/Policy

Please note the following changes to Criteria/Policy in the Dental manual

Code or Category	Change made/Addition	Page
D6095- Deleted Code	Repair implant abutment (TOOTH) (REPORT NEEDED)	n/a
Children's Dental Services	Addition of language and link to AAPD Periodicity Schedule	10
Managed Care	Addition of language and link for when Medicaid enrollees cannot be billed	15
Dental Services Included in Facility Rate	Change of text from adhere to comply	15
Private Pay Agreement	Removal of the "in writing" requirement for private pay agreements	16
Private Pay Agreement	Addition of guideline regarding private pay agreements and billing practices and MCOs following Medicaid program integrity requirements.	17
Prior Authorization Checklist additions	<ul style="list-style-type: none">- Added text to "Additional Supporting Information" bullet- New language added regarding prior approval for specialty services	18
D0220 and D0230 Intraoral first and additional radiographic image	Criteria/Policy text change	27
D0330 Panoramic radiographic image	Criteria/guidelines addition	28

Policy and Procedure Codes

Dental Manual



Department of Health

Topical Fluoride Application	Addition of CPT 99188 to "Note" regarding FQHCs who opt out of APG's.	30
D1208 Topical application of fluoride – excluding varnish	Raised minimum age to 6	30
D1354 Application of caries arresting medicament - Per tooth	Removed age restriction Added text to clinical criteria	32
General Guidelines for All Removable Prosthesis	Added language to "General Guidelines for All Removable Prosthesis" - last bullet	42
Update to Code Descriptions	D5520, D5640, D5650/D6081, D6090	43 / 47
Abutments/Attachments	Addition of "Note" regarding abutments and attachments	48
D6193- New Code	Replacement of an implant screw, once/year, \$45.00	48
Frenectomy, frenuloplasty, and frenulectomy	Addition of required documentation	59
CDT code D9230 - Inhalation of Nitrous Oxide/Analgesia, Anxiolysis and code D9248 - Non-Intravenous Conscious Sedation	Addition of text regarding D9230 and D9248 when separately reimbursable.	68
D9311 – New Code	Consultation With a Medical Health Care Professional, once/week, \$28.49	69
Deletion of Text in Appendix I	Text deleted under code D1354, "For individuals 21 years of age and older, identified with a Restriction Exception code of RE 81 or RE 95"	Appendix I
D0273 and D0274 Bitewings 3 and 4 Radiographic Images	Minimum age raised from 2 to 6 years of age	See Fee Schedule

Footnote and Link Additions/Updates

Category/Heading	Page
Link to Dental Fee Schedule for frequency limitations	15
Dental Claim Submission Medicaid Update link	17
Footnote addition	23
Diagnostic Imaging- Link to revised guidance from the ADA, HHS, and FDA regarding radiographs	26
Telehealth Policy manual link	72

Appendix II-Illustration Additions

Category/Heading	Page
Illustration added "Implant-supported and Abutment-supported crowns and associated parts"	Appendix II, Figure 1 Reference in manual
Illustration added "Implant/abutment supported removable denture for edentulous arch and semi-precision attachment placement"	Appendix II, Figure 2 Reference in manual
Illustration added "Malocclusion Orthodontic Illustrations"	Appendix II, Figure 3 Reference in manual

Policy and Procedure Codes

Dental Manual



Department
of Health

Section I: Requirements for Participation in Medicaid

Dental providers must be licensed and currently registered by the New York State Education Department (NYSED), or, if in practice in another state, by the appropriate agency of that state, and must be enrolled as providers in the New York State Medicaid program. *No provider who has been excluded from the Medicaid program may receive reimbursement by the Medicaid program, either directly or indirectly, while such sanctions are in effect.*

Qualifications of Specialists

A specialist is one who:

- Is a diplomat of the appropriate American Board; or,
- Is listed as a specialist in the American Dental Directory of the American Dental Association section on "character of practice"; or,
- Is listed as a specialist on the roster of approved dental specialists of the New York State Department of Health (DOH).

All dental providers enrolled in the Medicaid program are eligible for reimbursement for all types of services except for orthodontic care, dental anesthesia, and those procedures where a specialty is indicated. *There is no differential in levels of reimbursement between general practitioners and specialists.*

- Orthodontic care is reimbursable only when provided by a board certified or board eligible orthodontist or an Article 28 facility which have met the qualifications of the DOH and are enrolled with the appropriate specialty code.
- General anesthesia, parenteral and enteral conscious sedation are reimbursable only when provided by a qualified dental provider who has the appropriate level of certification in dental anesthesia by the NYSED. The NYSED issues five separate certificates:
 - i. **General Anesthesia Certificate**, which authorizes a licensed dentist to employ conscious (moderate) sedation (enteral or parenteral route with or without inhalation agents), deep sedation, and general anesthesia;
 - ii. **Dental Parenteral Conscious (Moderate) Sedation for patients 13 years old and older**, which authorizes a licensed dentist to employ conscious (moderate) sedation (enteral or parenteral route with or without inhalation agents) on all patients 13 years old and older;
 - iii. **Dental Parenteral Conscious (Moderate) Sedation for patients 12 years old and younger**, which authorizes a licensed dentist to employ conscious (moderate) sedation (enteral or parenteral route with or without inhalation agents) on all patients;
 - iv. **Dental, Enteral Conscious (Moderate) Sedation for patients 13 years old and older**, which authorizes a licensed dentist to employ conscious (moderate) sedation (enteral route only with or without inhalation agents) on all patients 13 years old and older; and
 - v. **Dental Enteral Conscious (Moderate) Sedation for patients 12 years old and younger**, which authorizes a licensed dentist to employ conscious (moderate) sedation (enteral route only with or without inhalation agents) on all patients.

Additional information is located on the following New York State Education Department website (NYSED.gov): [Dental Anesthesia/Sedation | Office of the Professions \(nysed.gov\)](#).

Group Providers

A group of practitioners is defined in 18 NYCRR 502.2 as:

"...two or more health care practitioners who practice their profession at a common location (whether or not they share common facilities, common supporting staff, or common equipment)."

Policy and Procedure Codes

Dental Manual



Department
of Health

Regardless of the arrangement among practitioners (associates, employer-employee, principal-independent contractor), practitioners who practice in a group setting are required to enroll as a group and to comply with the requirements associated with group practices.

Regardless of the nature of the practice (group, employer-employee, associate, etc.), the name, NPI and other required information of the dentist **actually providing the service or treatment** must be entered in the "Servicing Provider" or "Treating Dentist" field on all claims and prior approval requests. Except for FEE-FOR-SERVICE (FFS) billing by institutions, including Article 28, and Diagnostic and Treatment centers, all private FFS dental claims should list the treating or servicing dentist as the biller when submitting for services rendered. Payments can be designated to be made to a group, if desired, by entry of the group information in a separate field. Please refer to the section "Requirements and Expectations of Dental Clinics" for Institutional FFS billing.

Initial and periodic exam (D0120, D0145, and D0150) frequency limitations will be applied to a claim based on the member's exam history within the group when the servicing provider has a group affiliation.

Application of Free Choice

A Medicaid member is guaranteed free choice of a dental provider in obtaining the dental care available under the New York State Medicaid program.

Credential Verification Reviews

Credential Verification Reviews (CVRs) are periodic onsite visits of a provider's place of business to ensure overall compliance with Medicaid regulations. These visits are conducted by the Medicaid program and the Office of the Medicaid Inspector General (OMIG), and assess such areas as:

- provider and staff identification and credentialing
- physical attributes of the place of business
- recordkeeping protocols and procedures regarding Medicaid claiming.

CVRs are conducted for such sites as:

- medical and dental offices
- pharmacies
- durable medical equipment retailers, and
- part time clinics.

CVRs are not performed at hospitals, nursing homes, etc.

Every effort is made to conduct these visits in a professional and non-obtrusive manner. Investigators conducting these reviews will have a letter of introduction signed by the Office of the Medicaid Inspector General (OMIG) and a photo identification card.

Should providers, or their staff, have questions regarding these Credential Verification Reviews, they can contact:

The New York State Office of the Medicaid Inspector General

Division of Medicaid Investigations

1-877-873-7283

Additional information on OMIG protocols can be found at: <https://omig.ny.gov/audit/audit-protocols>.

Policy and Procedure Codes

Dental Manual



Department
of Health

Section II: Dental Services

Dental Care in the Medicaid program shall include only **ESSENTIAL SERVICES** rather than comprehensive care. The provider should use this Manual to determine when the Medicaid program considers dental services "essential". The application of standards related to individual services is made by the DOH when reviewing individual cases.

Children's Dental Services

A child is defined as anyone under age 21 years. [Recommendations for best practices for Pediatric Oral Health Assessment, Preventive Services, and Anticipatory Guidance/Counseling are outlined in AAPD Periodicity Schedule.](#) Providers are reminded that medically necessary dental services may exceed the periodicity schedule.

Standards of Quality

Services provided must conform to acceptable standards of professional practice.

Quality of Services Provided

Dental care provided under the Medicaid program must meet as high a standard of quality as can reasonably be provided to the community-at-large. All materials and therapeutic agents used or prescribed must meet the minimum specifications of the American Dental Association and must be acceptable to the State Commissioner of Health. Experimental procedures are not reimbursable in the Medicaid program.

Scope of Hospitalization Services

Medicaid members are provided a full range of necessary diagnostic, palliative, and therapeutic inpatient hospital care, including but not limited to dental, surgical, medical, nursing, radiological, laboratory and rehabilitative services.

Limitations of Hospitalization

Medicaid utilization review (UR) agents are authorized to review the necessity and appropriateness of hospital admissions and lengths of stay, and to determine Medicaid benefit coverage. These review agents will review inpatient dental services both on a pre-admission and retrospective basis. Emergency admissions may be reviewed retrospectively for necessity and appropriateness.

If you have any questions regarding specific Medicaid hospital review requirements, you may contact the DOH, Bureau of Hospital and Primary Care Services at: (518) 402-3267.

Child/Teen Health Program

Please refer to the New York Medicaid Child/Teen Health Program (C/THP) Provider Manual Early and Periodic Screening, Diagnosis, and Treatment (EPSDT) available at the following website:
<https://www.emedny.org/ProviderManuals/>.

Child Health Plus Program

The goal of the Child Health Plus Program is to improve child health by increasing access to primary and preventive health care through a subsidized insurance program. A child eligible for Medicaid is not eligible for Child Health Plus.

For more information on benefits, contact the Child Health Plus Program at: (800) 698-4543.

Dental Mobile Van

The use of mobile vans to provide the operatories for the provision of dental services is commonplace. All claims for services rendered in a mobile unit must have the corresponding Place of Service code which identifies this type of

Policy and Procedure Codes

Dental Manual

location. That is, the use of a mobile unit (POS - 15). The correct POS code must be reported on every claim. Reporting the incorrect place of service could result in inaccurate payment, audit review and/ or ensuing disallowances.

Please refer to the Centers for Medicare and Medicaid Services website (CMS.gov) for additional information: [Place of Service Code Set | CMS](#).

Requirements and Expectations of Dental Clinics

Dental clinics licensed under Article 28 reimbursed on a rate basis or through APG's (e.g., hospital outpatient departments, diagnostic and treatment centers, and dental schools) are required to follow the policies stated in the **Dental Policy and Procedure Code Manual** and should use this Manual to determine when dental services are considered "**essential**" by the Medicaid program.

Except for implants, implant related services and orthodontic treatment, clinics and schools are exempt from the prior approval procedure because of internal quality assurance processes that ensure their compliance with existing Medicaid policy.

The provision of dental care and services are limited to those procedures presented in the **Dental Policy and Procedure Code Manual** and are to be provided within the standards and criteria listed in the procedure code descriptions.

Dental care provided under the Medicaid program includes only **essential** services (rather than "comprehensive" services).

Non-emergency initial visits should include a cleaning, radiographic images (if required), and a dental examination with a definitive treatment plan. Generally, this should be accomplished in one visit. However, in rare instances, a second visit may be needed for completion of these services. A notation in the record to indicate the necessity for a second visit should be made.

Public health programs in schools, Head-Start Centers, dental schools, clinics treating those individuals identified with a Restriction Exception code of RE 81 ("TBI Eligible") or RE 95 ("OPWDD/Managed Care Exemption") and other settings are exceptions that may require more than one visit to complete the above-mentioned services.

Quadrant dentistry should be practiced, wherever practicable, and the treatment plan followed in normal sequence.

Procedures normally requiring multiple visits (e.g., full dentures, partial dentures, root canals, crowns, etc.) should be completed in a number of visits that would be considered consistent with the dental community at large and the scope of practice of the provider. If additional visits are required, a notation in the member's treatment record to indicate the necessity for each additional visit must be made.

Procedures normally completed in a single visit (examination, prophylaxis, x-rays, etc.) but which require additional visits must include a notation in the member's treatment record documenting the justification for the additional visit.

When billing:

- For Article 28 and Diagnostic and Treatment Centers (D&TC) facilities, the institution may be the billing provider, but the rendering /treating provider must be listed on the claim in the appropriate field.
- Clinics billing using Ambulatory Payment Group methodology should submit a FEE-FOR-SERVICE (FFS) claim only when billing for orthodontic services (**D8000 – D8999**) and implant and specified implant-related services (**D6010-D6199**). Prior approval is required for orthodontic services, implants, and specified implant-related services.

Policy and Procedure Codes

Dental Manual



Department
of Health

- Except for FEE-FOR-SERVICE (FFS) billing by institutions, including Article 28, and Diagnostic and Treatment centers, all private FFS dental claims should list the treating or servicing dentist as the biller when submitting for services rendered. Payments can be designated to be made to a group, if desired, by entry of the group information in a separate field.
- Practitioners can submit a professional claim in the inpatient, Emergency Department, and Ambulatory Surgery settings.
- The supervising provider at a dental school must be a Medicaid enrolled provider who will be responsible for the treatment rendered. This individual could be an attending clinical instructor, dental department chair, or dean of a dental school.
- Certify that the services were provided.
- For specific instructions, please refer to the Dental Billing Guidelines at: <https://www.emedny.org/ProviderManuals/Dental/> or contact eMedNY - (800) 343-9000.

Services Not Within the Scope of the Medicaid Program

These services include but are not limited to:

- Fixed bridgework, except for cleft palate stabilization, or when a removable prosthesis would be contraindicated.
- Immediate full or partial dentures.
- Crown lengthening, except when associated with medically necessary crown or endodontic treatment.
- Dental work for cosmetic reasons or because of the personal preference of the member or provider.
- Periodontal surgery, except when associated with implants or implant related services.
- Gingivectomy or gingivoplasty, except for the sole correction of severe hyperplasia or hypertrophy associated with drug therapy, hormonal disturbances, or congenital defects.
- Adult orthodontics, except in conjunction with, or as a result of, approved orthognathic surgery necessary in conjunction with an approved course of orthodontic treatment or the on-going treatment of clefts.
- Placement of sealants for members under 5 or over 15 years of age.
- Improper usage of panoramic images (D0330) along with intraoral complete series of images (D0210).

Services Which Do Not Meet Existing Standards of Professional Practice Are Not Reimbursable

These services include but are not limited to:

- Partial dentures provided prior to completion of all Phase I restorative treatment which includes necessary extractions, removal of all decay and placement of permanent restorations.
- Other dental services rendered when teeth are left untreated.
- Extraction of clinically sound teeth.
- **Treatment provided when there is no clinical indication of need noted in the treatment record.** Procedures should not be performed without documentation of clinical necessity. Published "frequency limits" are general reference points on the anticipated frequency for that procedure. Actual frequency must be based on the clinical needs of the individual member.
- Restorative treatment of teeth that have a hopeless prognosis and should be extracted.
- Taking of unnecessary or excessive radiographic images.
- Services not completed and,
- "Unbundling" of procedures.
- Treatment of deciduous teeth when exfoliation is reasonably imminent.
- Extraction of deciduous teeth without clinical necessity.
 - Claims submitted for the treatment of deciduous cuspids and molars for children ten (10) years of age or older, or for deciduous incisors in children five (5) years of age or older will be pended for professional review. As a condition for payment, it may be necessary to submit,

Policy and Procedure Codes

Dental Manual

upon request, radiographic images, and other information to support the appropriateness and necessity of these restorations.

Other Non-Reimbursable Services

Services associated with a non-approved procedure may not be considered for reimbursement.

Record Keeping

Health professionals are required to maintain records for each patient that accurately reflect the evaluation and treatment of the patient according to section 29.2(a)(3) of the Rules of the Board of Regents. Recipient medical histories should be updated periodically (annually at a minimum) and be maintained as part of the recipient's dental records. The treating practitioner should refer to the recipient's medical/dental history and treatment record to avoid unnecessary repetition of services. Please refer to NYSED.gov for further information: [NYS Dentistry: Practice Guidelines \(nysed.gov\)](https://www.nysed.gov/nys-dentistry-practice-guidelines).

The patient's Dental Record is to include:

- Medical History;
- Dental History (including dated treatment plans, identification of all pathology present);
- Dental Charting;
- Radiographs;
- Study Models (if taken);
- Copies of all prescriptions and invoices (pharmacy / lab);
- All correspondences;
- Consultation and referral reports; and,
- Signed consent and HIPAA forms;
- **Justification of Need for Replacement Prosthesis Form and Evaluation of the Dental Implant Patient Form** (if used).

Treatment notes are to include the following for each dental appointment:

- Accurate and detailed description of all services rendered including the identification of the healthcare professional providing the service(s);
- Documentation of diagnosis/reason for procedure;
- Documentation of the materials used;
- Date (and time when appropriate) of visit and signature or initials of the team member writing the entry;
- Instructions to the patient;
- Drugs administered / prescription (includes all anesthesia provided);
- Unusual reactions;
- Cancellations / missed appointments;
- Telephone conversations (date and time);
- Patient comments and complaints;
- Referrals made;
- Referrals not followed or refused; and,
- General anesthesia / I.V. sedation reports. **Note:** Reports must include start and stop times for:
 - Anesthetic provided; and,
 - Operative treatment provided.

Claims and prior authorization requests must be complete. All attachments must be labeled with patient and provider identification and date.

Policy and Procedure Codes

Dental Manual



Department
of Health

Locum Tenens Arrangements

Federal law requires that payment for services be made to the provider of service. An exception to this requirement may be made when one dentist arranges for another dentist to provide services to his/her patients under a locum tenens arrangement.

The law allows such locum tenens arrangements:

- On an informal, reciprocal basis for periods not to exceed 14 days, or;
- For periods of up to 90 days with a more formal agreement.

Record of either arrangement must be maintained in writing to substantiate locum tenens payment.

Locum tenens arrangements should not be made with any dentists who are not enrolled or have been disqualified by the New York State Medicaid program.

Miscellaneous Issues

Radiographic images should be clear and allow for diagnostic assessment. They are performed based on need, age, prior dental history, and clinical findings. All radiographic images, whether digitalized or conventional, must be of good diagnostic quality, properly dated and positionally mounted including accurate right/left orientation, and identified with the member's name and provider name and address. The cost of all materials and equipment used shall be included in the fee for the image.

Medicaid claims payment decisions for types, numbers and frequency of images will be related to the needs of the individual member, dental age, past dental history and, most importantly, clinical findings. Guidelines on the selection of members for Dental radiographic examination can be obtained from the American Dental Association (ADA) or the U.S. Department of Health and Human Services, Food and Drug Administration (FDA).

Good quality, diagnostic, duplicate radiographic images, must be made available for review upon request of the New York State Department of Health (NYSDOH) or the Office of the Medicaid Inspector General (OMIG). There is no reimbursement for duplication of images. If original radiographs are submitted, they will be returned after each review. Other types of images that can be readily reproduced will not be returned. All images must be retained by the provider for a minimum of six years, or the minimum duration prescribed by law, from the date of payment.

Facilities should use the NYS Medicaid Exclusion List when checking and verifying the credentials of the dental professionals that make up their staff. The NYS Medicaid Exclusion List is currently available on the OMIG website at: <https://omig.ny.gov/medicaid-fraud/medicaid-exclusions>.

Section III: Basis of Payment for Services Provided

It is the provider's responsibility to verify each member's eligibility at EVERY appointment. Even when a service has been prior approved / prior authorized, the provider must verify a member's eligibility via the MEVS before the service is provided and comply with all other service delivery and claims submission requirements described in each related section of the provider manual.

Payment for dental services is limited to the lower of the usual and customary fee charged to the general public or the fee developed by the DOH and approved by the New York State Director of the Budget. The Dental Fee Schedule is available online at: <http://www.emedny.org/ProviderManuals/Dental/>.

Policy and Procedure Codes

Dental Manual



Department
of Health

Claims must be submitted when the product or service is completed and delivered to the member with the appropriate procedure code, using the date that the service is actually completed and delivered as the date of service. Treatment submitted on claims must be supported in the patient record by documentation of medical need.

Payment for Services Not Listed on the Dental Fee Schedule

If an "essential" service is rendered that is not listed in the fee schedule, the fee will be determined by the DOH, which will use the most closely related service or procedure in the fee schedule as the basis for determining such fee.

Payment for Services Exceeding the Published Frequency Limitations

Reimbursement for services that exceed the published frequency limitations but that are determined to be medically necessary following professional review may be considered.

Frequency limits are found on the fee schedule [Dental Fee Schedule](#).

Payment for Orthodontic Care

When Prior Approval is obtained for orthodontic care for severe physically handicapping malocclusions, the care will be reimbursed for an eligible member for a maximum of three years of active orthodontic care plus one year of retention care. Cleft palate or approved orthognathic surgical cases may be approved for additional treatment time. Treatment not completed within the maximum allowed period must be continued to completion without additional compensation from the NYS Medicaid program, the member or family.

Managed Care

If a member is enrolled in a Managed Care Plan which covers the specific care or services being provided, it is inappropriate to bill such services to the Medicaid program on a fee- for-service basis whether or not prior approval has been obtained. At the time of this publication, School Based Health Center services are carved out of Managed Care and should be billed as Fee-for-Service. [Policies on When Medicaid Enrollees Cannot be Billed includes those Medicaid enrollees who are enrolled in a Managed Care Plan.](#)

Dental Services Included in a Facility Rate

Article 28 facilities must comply to the program policies as outlined in this manual.

Hospital In-Patient

The "professional component" for dental services can be reimbursed on a fee-for- service basis. Payment for those services requiring prior approval / prior authorization is dependent upon obtaining approval from the Department of Health or the Medicaid Managed Care Plan. Refer to the prior approval section of this manual and the Prior Approval Guidelines located on the eMedNY.org website for additional information on how to obtain prior approval:

<https://www.emedny.org/ProviderManuals/Dental/>

Out-Patient Services

Clinic: Dental services rendered in outpatient clinics are reimbursed using an "Ambulatory Patient Groups (APG)" payment methodology and include both the facility and professional reimbursement. There is no fee-for-service billing allowed.

Ambulatory Surgery and Emergency Room: The "professional component" for dental services can be reimbursed on a fee-for-service basis. Payment for those services requiring prior approval / prior authorization is dependent upon obtaining approval from the Department of Health or the Medicaid Managed Care Plan. Refer to the prior approval section of this manual and the Prior Approval Guidelines located on the eMedNY.org website for additional information on how to obtain prior approval.

Policy and Procedure Codes

Dental Manual



Department
of Health

Ambulatory Surgical Centers submitting an Ambulatory Patient Group (APG) claim to NYS Medicaid should indicate the number of units on the claim line for CPT code "41899" based on the duration of the encounter, up to a maximum of four units for those individuals identified with a recipient exception code of "RE 81" ("TBI Eligible") or "RE 95" (OPWDD/Managed Care Exemption"), using guidance provided in the July 2023 Medicaid Update, found at [New York State Medicaid Update - July 2023 Volume 39 - Number 12 \(ny.gov\)](#).

OMH Psychiatric Centers: Dental services are included in the facility rates. Payment for services in such facilities will not be made on a fee-for-service basis.

It is the responsibility of the facility to make arrangements for the provision of all dental services listed in the Provider Manual either within the facility or with area providers. Claims should not be submitted by either the provider(s) or facility for covered dental services or for transportation.

Intermediate Care Facilities (ICF)-DD: ICF-DD providers should contact OPWDD for guidance on billing for dental services for their residents.

Residential Health Care Facilities (RHCF's)

- **In State:** Dental services are included in the facility rates. Payment for services to residents of such facilities will not be made on a fee-for-service basis. It is the responsibility of the facility to make arrangements for the provision of all dental services listed in the Provider Manual either within the facility or with area providers. Claims should not be submitted by either the provider(s) or facility for covered dental services or for transportation.
- **Out of State:** It is the responsibility of the out-of-state RHCF to inform the provider if dental services are included in the rate.

Payment in Full

Fees paid by the Medicaid program shall be considered full payment for services rendered. Review general policy "When Medicaid Enrollees Cannot be Billed" at https://www.emedny.org/ProviderManuals/AllProviders/PDFS/Information_for_All_Providers-General_Policy.pdf. Except for appropriate co-pay's, no additional charge may be made by a provider. Additional guidance can be found at https://www.health.ny.gov/health_care/medicaid/program/update/2014/2014-02.htm#bill.

Providers are mandated to comply and adhere with NYS Medicaid prior approvals and claims submission protocols. Patients cannot be billed and charged due to providers' lack of compliance with these policies. Providers are prohibited from charging any additional amount for a service billed to the Medicaid program. **Medicaid members cannot be charged for broken or missed appointments.**

A dentist may enter into a private pay agreement with a Medicaid member. This agreement must be mutually agreed upon prior to the start of treatment; these guidelines must be followed:

- The member must be informed of **alternative treatment plans**, including procedures covered by the Medicaid Program or procedures that require prior authorization by the NYS DOH or Medicaid Managed Care Plan, the advantages and disadvantages of each, as well as the expense and financial responsibilities of each (If any of the procedures in the treatment plan require prior approval from the Medicaid Program, the provider is encouraged to submit the necessary forms and documentation for review and determination, which may eliminate the need for a private payment agreement and Medicaid could cover the procedure(s) in full);

Policy and Procedure Codes

Dental Manual



Department
of Health

- The NYSDOH (Medicaid Program) will not review a prior approval request, or render any opinion, associated with a private pay agreement **after treatment has been started**;
- The member must have **full understanding and consent** that there may be service(s) or alternatives that could be provided through Medicaid coverage **without any expense to them**.
- The **member is responsible for 100% of the entire fee**. There cannot be any payment from Medicaid;
- The provision of this service **might alter future benefits available through Medicaid** (e.g., if payment is made through a private payment agreement for root canal(s) therapy, the member might not qualify for a partial denture and/or crowns for these teeth either now or in the future that they might otherwise be eligible for); and,
- The member may be responsible for any **subsequent or associated expenses**.
- **Billing a Medicaid member for "diagnostic workup" or "case review" is unacceptable practice.**

Federal regulation at 42 CFR 447.15 requires a Medicaid provider to accept as payment in full the amounts paid by the Medicaid agency plus any deductible, coinsurance or copayment required by the plan to be paid by the individual. (see <https://www.ecfr.gov/current/title-42/chapter-IV/subchapter-C/part-447/subpart-A/section-447.15>) . This regulatory requirement prevents a treatment plan from being broken into phases for purposes of obtaining private pay from the Medicaid member if the provider is going to bill Medicaid for any of it. As a matter of program integrity, Medicaid Managed Care Organizations are required to follow Medicaid program integrity requirements.

Prepayment Review

The DOH and OMIG reserve the right to pend any claim(s) for review prior to payment without notification.

Third-Party Insurers

Third-party insurers (including Medicare) provide reimbursement for various dental procedures. Since Medicaid is the payer of last resort, the provider must bill the member's third-party payers prior to requesting payment from Medicaid. Prior to initiating treatment which has been approved by a third-party insurance plan, the provider should obtain a prior approval from Medicaid to ensure that the treatment plan falls within the current guidelines of the Medicaid Program. Failure to do so may result in the denial of Medicaid benefits for these services.

If the third party is a commercial plan, Medicaid will reimburse the **difference** only if the total third-party payment(s) is (are) less than the lesser of the provider's fee charged to the general public or the fee developed by the DOH for the specific procedure code. If the third party is a Medicare Advantage plan, Medicaid will reimburse one hundred percent (100%) of the deductible and eighty-five percent (85%) of the coinsurance/copay.

Under the Medicare Physician Fee Schedule, the Centers for Medicare and Medicaid Services (CMS) issued new regulations for payment for dental services that are **inextricably linked** to certain covered medical services, such as dental exams and necessary treatments prior to organ transplants, cardiac valve replacements, valvuloplasty procedures, and treatment for head and neck cancers. For more information, visit the CMS website [Medicare Dental Coverage | CMS](#).

For Fee-for-Service Dental Claim Submission Guidance When Third-Party Liability Payment is Involved, please see the May 2024 Medicaid Update at https://health.ny.gov/health_care/medicaid/program/update/2024/no05_2024-05.htm#TPL.

Unspecified Procedure Codes

Unspecified procedure codes at the end of each section of the fee schedule are miscellaneous codes applicable to procedures within the scope of the Medicaid program, but for which suitable procedure codes do not currently exist.

Prior Authorization Checklist

To avoid unnecessary delays when requesting prior authorization, please use this checklist to help ensure you provide adequate documentation. In this manual, procedures requiring prior approval have underlined CDT codes. **You must include the reason (medical necessity) for all treatment requested on prior authorizations.**

- ☐ **Accurate pre-treatment charting** is required. Charting must clearly depict all existing restorations, prosthetics, and missing natural teeth, including implants and implant-supported crowns/prosthetics and should be submitted on a tooth chart/graphic depiction.
- ☐ **Complete treatment plan** is required. When any portion of a treatment plan requires prior approval, the complete treatment plan listing all necessary procedures, whether or not they require prior approval, must be listed.
- ☐ **Radiographs** of good diagnostic quality are required and must clearly show all current conditions and allow for evaluation, supporting diagnosis/treatment plan of the entire dentition. All radiographs must be labeled with patient's name and date of image taken and should be labeled (left/right side). Full mouth series should be sent in a single mount to facilitate visualization of the entire mouth. Radiographs are required for initial fabrication of full dentures (or first Medicaid full denture request). Radiographic images are not routinely required to obtain prior approval for sealants, denture re-base, etc.
- ☐ **Additional Supporting Information:**

An **accompanying narrative supporting Medical Necessity** should include a **diagnosis**.

The **age and** current condition of existing crowns and prosthetics must be described, indicating status and prognosis. Include the reason any replacement is requested.

Relevant Medical History, Dental history, Record of Patient Compliance, Caries Index, Intraoral Photos, Documented Symptoms, Endodontic Testing notes, and Periodontal Status may be submitted as supporting documentation for prior authorization requests to establish Medical Necessity.

If prior authorization is requested for endodontic procedures where no periapical radiolucency is evident on images, include a narrative.

Please note:

Procedures requiring prior approval can only be considered in the context of a comprehensive, full mouth treatment plan. Full mouth x-rays and full mouth charting must accompany the full mouth treatment plan.

This requirement also applies to a dentist (general dentist or dental specialist) **providing only a specialty service** and can be accomplished by acquiring this comprehensive information from the referring general dentist.

Policy and Procedure Codes

Dental Manual

Prior Approval / Prior Authorization Requirements

Prior approval / prior authorization does not ensure payment. The provider must verify a member's eligibility before every appointment and comply with all other service delivery and claims submission requirements described in each related section of the provider manual.

Claims for fixed and removable prosthetics (including implant related prosthetics) and endodontics are **not** to be submitted until the approved procedure code is completed.

Prior authorization is required through the use of the Dispensing Validation System (DVS) when specified. These specifications are indicated after the procedure code description by the following: (DVS REQUIRED)

When DVS is required, providers must place the DVS prior authorization number on the claim. If DVS rejects the request due to service limits exceeded, a prior approval is required. The prior approval request must include medical documentation as to why the service limit needs to be exceeded. Prior approval requests received where the provider has not requested prior authorization through DVS will be rejected and returned to the provider.

Procedures that require prior approval, or where a DVS over-ride is required, must not begin until the provider has received approval from the DOH. When any portion of a treatment plan requires prior approval, the **complete treatment plan** listing all necessary procedures, whether or not they require prior approval, must be listed, and coded on the prior approval request form. Any completed treatment which is not evident on submitted images should be noted. No treatment other than provision of symptomatic relief of pain and/or infection is to be instituted until such time as cases have been reviewed and a prior approval determination made.

All prior approval requests must include **accurate pretreatment charting** clearly depicting all existing restorations and missing natural teeth. Any existing fixed or removable prosthetic appliances should be noted, and their current conditions described, and the date of initial placement noted. If applicable, a complete medical history, nutritional assessment, certification of employment, and any other pertinent information that will assist in determining the necessity and appropriateness of the proposed treatment plan should be submitted. The treatment requested must be substantiated by the submitted medical documentation and not primarily for the preference of the client or provider.

The approved treatment plan, in its entirety, must be adhered to. Any alteration of the approved course of treatment may render the entire approval null and void and subject to recoupment. Changes to an approved course of treatment should be submitted to NYSDOH by using a "Prior Approval Change Request Form".

If a change is needed or there is a disagreement with a prior approval review and you would like to challenge a determination rendered by the DOH on an existing finalized prior approval, a request may be submitted with supporting documentation and a detailed report using a "Prior Approval Change Request Form". This form may be submitted pre- or post-operatively. If the requested change is submitted post-operatively a copy of the treatment notes should be included with the request.

The **Prior Approval Change Request Form** can be found at: <https://www.emedny.org/info/phase2/paper.aspx>, or by calling eMedNY at (800) 343-9000.

The **minimum number of pre-treatment radiographic images needed to clearly show all current conditions, and which allow for the proper evaluation and diagnosis of the entire dentition** must accompany all requests for prior approval. Radiographic images are not routinely required to obtain prior approval for replacement full dentures, sealants,

Policy and Procedure Codes

Dental Manual



denture re-base, etc. The previously referenced guidelines on the selection of members for radiographs should be followed.

Payment for multiple restorations which are placed in teeth subsequently determined to need extraction as part of an approved prosthetic treatment plan is not acceptable if the restorations were provided less than six months prior to the date of the prior approval request for the prosthesis.

When a treatment plan has been denied, services that were a portion of that plan may not be reimbursable, or subsequently prior approved.

For non-emergency treatment, the same prior approval guidelines apply when treatment is being rendered by a specialist. If the member is referred to a specialist for treatment requiring prior approval, the referring provider can obtain the prior approval for use by the specialist, or the specialist can submit his/her own request.

When Prior Approval is required

For professional dental services, payment for those listed procedures where the procedure code number is underlined and listed as (PA REQUIRED) is dependent upon obtaining the approval of the Department of Health or the Medicaid Managed Care Plan **prior** to performance of the procedure. If such prior approval is not obtained, no reimbursement will be made.

For information on completion and submission of prior approval requests refer to the Prior Approval Guidelines at: <https://www.emedny.org/ProviderManuals/Dental/>

Prior approval does not guarantee payment. It should be noted that:

- Prior approval requests will automatically be rejected if there is no response to a request for additional information and the provider notified. The request will be reactivated without submitting a new request provided that the information is returned using the "Return Information Routing Sheet" provided with the original request for information.
- Prior approval requests may be denied if there is incomplete or insufficient response to a request for additional information.
- Dental providers may submit documents stored in a digitized format (x-rays, treatment plans, charting, photographs, etc.) as electronic attachments to dental **prior approval requests** when submitted through ePACES. This enhanced feature is currently **only available through ePACES**. The following file formats are currently supported: JPEG; TIF; PDF; PNG; and GIF. For more information on ePACES, or to enroll, please contact the eMedNY Call Center at (800) 343-9000.
- Back-dated prior approval can be issued on an exception basis, such as when eligibility has been back-dated and treatment requiring prior approval has already been rendered. The following guidelines apply:
 - The request must be received within 90 days of the date of treatment.
 - There is **NO** guarantee that the request will be approved or back-dated even if treatment has already begun and / or completed.
 - Treatment already rendered will NOT change the review criteria. Approval will not be issued that wouldn't have been approved otherwise.
 - The same documentation must be submitted as any other request (complete treatment plan, sufficient radiographic images to allow for the evaluation of the entire dentition, charting, etc.) as appropriate for the case.

Policy and Procedure Codes

Dental Manual



Department
of Health

- Appropriate documentation must be submitted showing that extenuating circumstances existed warranting backdating of the request as well as the date that the service(s) was (were) performed.
- Actions of either the provider or member do not commit the DOH to any particular course of treatment.
- Approvals will NOT be issued for the convenience of the provider or member, or because the provider forgot or didn't realize that prior approval was required.

Emergency Treatment

The provider should refer to the billing guidelines on the eMedNY.org website for claim submission instructions for emergency services when there is a severe, life threatening, or potentially disabling condition that required immediate intervention. The billing guidelines are available at: <https://www.emedny.org/ProviderManuals/Dental/>

Recipient Restriction Program

Medicaid members with any coverage type (i.e., managed care, fee-for-service) will be reviewed and those who have been found to have a demonstrated pattern of abusive behavior will be placed in the recipient restriction program in an effort to control the abuse. Restricted members are monitored by the Office of the Medicaid Inspector General (OMIG). When the member's benefit is administered by a Managed Care Plan, the Managed Care Plan is responsible for identifying and restricting the member who is abusing their Medicaid benefit. The Managed Care Plan is required to report any new, re-restricted, or modified restrictions to OMIG for tracking. The recipient restriction program follows the member when a member's coverage changes. If a member is switched to a different Managed Care Plan OMIG will notify the new Managed Care Plan of the existence of the restriction. The restriction process does not force the member to be enrolled in a Medicaid Managed Care Plan.

Utilization Threshold

The Utilization Threshold Program (UT) is a post payment review of services and procedures provided to members that evaluates medical necessity while maintaining fiscal responsibility to the Medicaid Program. For additional information please see the General Providers Policy Manual at: [Information for All Providers - General Policy \(emedny.org\)](https://www.emedny.org/GeneralPolicy/).

Section IV - Definitions

For the purposes of the Medicaid program and as used in this Manual, the following terms are defined to mean:

Attending Dentist

The attending dentist is the dentist who is primarily and continuously responsible for the treatment rendered.

Referral

A referral is the direction of a member to another provider for advice or treatment.

Medically Necessary

Medically necessary is set forth as "medical, dental and remedial care, services and supplies..." which are necessary to prevent, diagnose, correct or cure conditions in the person that cause acute suffering, endanger life, result in illness or infirmity, interfere with such person's capacity for normal activity, or threaten some significant handicap..." (New York State Social Services Law § 365-a(2).)

Policy and Procedure Codes

Dental Manual



Department
of Health

Section V - Dental Procedure Codes

General Information and Instructions

This section lists those procedure codes and nomenclature listed in the "Current Dental Terminology (CDT®)" as published by the "American Dental Association (ADA®)" which are covered services by the NYS Medicaid program. Some procedure descriptions are included for clarification of Medicaid policy. The CDT should be referenced for a full descriptor of each procedure.

The dental procedure codes are grouped into sections as follows:

	Section	Code Series
I.	Diagnostic	D0100-D0999
II.	Preventive	D1000-D1999
III.	Restorative	D2000-D2999
IV.	Endodontics	D3000-D3999
V.	Periodontics	D4000-D4999
VI.	Prosthodontics, removable	D5000-D5899
VII.	Maxillofacial Prosthetics	D5900-D5999
VIII.	Implant Services	D6000-D6199
IX.	Prosthodontics, fixed	D6200-D6999
X.	Oral and Maxillofacial Surgery	D7000-D7999
XI.	Orthodontics	D8000-D8999
XII.	Adjunctive General Services	D9000-D9999
	Miscellaneous Procedures	Q3014

Local anesthesia is considered to be part of the procedure(s) and is not payable separately.

1 - "(REPORT NEEDED)" / "BY REPORT (BR)" PROCEDURES:

Procedures that do not have a published fee are indicated as "By Report" (BR). Procedures with or without a published fee that are listed as "(REPORT NEEDED)" require professional review for validation and/or pricing. All claims for these procedures **must** be submitted with supporting documentation. Claims submitted without any report/documentation will be denied.

Information concerning the nature, extent, and need for the procedure or service must be furnished. Appropriate documentation (e.g., operative report, procedure description, and/or itemized invoices and name/dosage of therapeutic agents) is required. To ensure appropriate payment in the context of current Medicaid fees, the usual and customary fee charged to the general public should be billed. Claims should only be submitted **AFTER** treatment is completed.

Operative reports must include the following information:

- Diagnosis;
- Size, location, and number of lesion(s) or procedure(s) where appropriate;
- Major surgical procedure and supplementary procedure(s);
- Whenever possible, list the nearest similar procedure by code number;
- Estimated follow-up period;
- Operative time;

Policy and Procedure Codes

Dental Manual



Department
of Health

- g) Specific details regarding any anesthesia provided (this should include start - stop times and all medications administered).

If documentation needs to be submitted in support of any "(REPORT NEEDED)" / "By Report (BR)" procedure, the claim **MUST** be submitted on a **paper claim form 'A'** with the documentation as an attachment. Attachments must be on paper the same size as the claim form. This documentation must be maintained in the member's record and made available upon request.

DO NOT SEND RADIOGRAPHIC IMAGES AS A CLAIM ATTACHMENT. If radiographs are needed, DOH or OMIG will request that you submit them directly to the reviewing unit. Claim Form 'A' can be obtained from eMedNY by calling (800) 343-9000.

2 - DENTAL SITE IDENTIFICATION:

Certain procedure codes require specification of surface, tooth, quadrant, or arch when billing. These specifications are indicated after the procedure code description by the following abbreviations:

Specify surface: (SURF)

Specify tooth: (TOOTH)

Specify quadrant: (QUAD)

Specify arch: (ARCH)

When more than one specification is required, both specifications are included, for example: (SURF/TOOTH).

Only the dental site information required should be provided. Prior approval requests and/or claims may be rejected when extraneous or incorrect site information is included. Multiple submission of codes that do not require site designation should be entered on a single line with the site designation (e.g., tooth, arch, quad) left blank and the number of times performed entered. A report or narrative should be submitted where applicable.

"Unspecified" procedure codes at the end of each section should not be used for supernumerary teeth. Refer to the Dental Billing Guidelines, Appendix B, "Code Sets" found at: <https://www.emedny.org/ProviderManuals/Dental/> for valid values.

3 - "ESSENTIAL" SERVICES:

When reviewing requests for services, the following guidelines will be used:

- Caries index¹, periodontal status, recipient compliance, dental history, medical history, and the overall status and prognosis of the entire dentition, among other factors, will be taken into consideration when determining medical necessity. **Treatment is considered appropriate when the prognosis of the tooth is favorable.** Treatment may be appropriate where the total number of teeth which require or are likely to require treatment is not considered excessive or when maintenance of the tooth is considered essential or appropriate in view of the overall dental status of the recipient.
- Treatment of deciduous teeth when exfoliation is reasonably imminent will not be routinely reimbursable. Claims submitted for the treatment of deciduous cuspids and molars for children ten (10) years of age or older, or for deciduous incisors in children five (5) years of age or older will be pending for professional review. As a condition for payment, it may be necessary to submit, upon

¹ ADA information on Caries Risk Assessment and Management: [Caries Risk Assessment and Management | American Dental Association \(ada.org\)](https://www.ada.org/About-ADA/Practice-Parameters/Caries-Risk-Assessment-and-Management) and ADA Caries Risk Assessment Tool: [Caries Risk Assessment Tool](https://www.ada.org/About-ADA/Practice-Parameters/Caries-Risk-Assessment-Tool); CAMBRA (caries management by risk assessment) information: [CAMBRA | School of Dentistry \(ucsf.edu\)](https://www.cambra.org/).

Policy and Procedure Codes

Dental Manual



Department
of Health

request, radiographic images and other information to support the appropriateness and necessity of these restorations. Extraction of deciduous teeth will only be reimbursed if injection of a local anesthetic is required.

As utilized in this Manual eight (8) posterior points of contact refers to four (4) maxillary and four (4) mandibular (molars/premolars) in natural or prosthetic functional contact with each other. For the criteria to be used when determining medical necessity, refer to the following specific sections of the Manual:

- Crowns (located in [Section III](#));
- Endodontics ([Section IV](#));
- Prosthodontics ([Section VI](#)); and
- Implant Services ([Section VIII](#))

4 - INTERRUPTED TREATMENT:

Claims must be submitted when the product or service is **completed and delivered** to the member with the appropriate procedure code using the date that the service is actually completed and delivered as the date of service.

However, in those cases involving multiple appointments to complete the service or product, and the service or product cannot be completed or delivered, or the member loses eligibility prior to the completion of the service or delivery of the product, then the appropriate billing code listed below may be used with the date of the "decisive appointment" as the date of service.

If the "decisive appointment" ([listed below](#)) **has not been met, or the member was not eligible on the date of the "decisive appointment", no compensation is available.**

Medicaid Fee-For-Service Providers:

The "billing code" in the chart on page 26 can be used with the date of the "[decisive appointment](#)" as the date of service if:

- The service is completed and delivered, but the member lost fee-for-service Medicaid eligibility **after** the date of the "decisive appointment" (e.g. lost Medicaid entirely or was switched to a Managed Care Plan) but prior to the date of delivery; or,
- The service is **NOT** completed and delivered (e.g. member died, detained for an indefinite period, etc.) after the date of the decisive appointment. It must be documented that every reasonable attempt was made to complete and deliver the service.

All claims submitted using the interrupted treatment billing codes will be pended for manual review. Payment in full may be considered if the supporting documentation demonstrates that the service was completed and delivered. Payment, either in full or pro-rated, may be considered if the service is NOT completed and delivered. The amount of compensation will be determined based on the documentation provided.

Managed Care Plans:

All Medicaid Managed Care Plans, and Essential Plans offering dental services, must continue to cover any remaining treatments required to complete the procedures listed below if a managed care enrollee is disenrolled from the plan for any reason (including, but not limited to, losing Medicaid eligibility, transferring to another plan or voluntary disenrollment) after a decisive appointment. Such coverage is required even if the member does not qualify for guaranteed eligibility.

Policy and Procedure Codes

Dental Manual



Department
of Health

Type of Service	Approved Multiple Visit Procedures	Billing Code	Decisive Appointment
Space Maintainers	D1510, D1516, D1517, D1575	D0999	Tooth preparation
Crowns, Posts	D2710-D2792 D2794, D2952	D2999	Tooth preparation or final post pattern fabrication and final impression
Root Canal Therapy	D3310-D3348	D3999	Pulp extirpation or debridement to at least the apical 1/3 of all canals
Complete Dentures	D5110-D5120	D5899	Final impression
Partial Dentures	D5211-D5214 D5225, D5226	D5899	Final impression
Denture Repair	D5510-D5660	D5899	Acceptance of the prosthesis for repair
Denture Rebase or Relining	D5710-D5721 D5750-D5761	D5899	Final impression
Other Prosthetic Services	D5820-D5821	D5899	Final impression
Maxillofacial Prosthetics	D5911-D5988	D5999	Final impression
Implant Services	D6052-D6067, D6094, D6110- D6113	D6199	Final impression for the specific procedure code
Implant Services	D6090, D6091	D6199	Acceptance of prosthesis for repair
Fixed Prosthetics	D6210-D6252 D6545-D6792, D6794	D6999	Preparation and impression of all abutment teeth
Orthodontic Retention	D8680	D8999	Final impression
Occlusal Guards	D9944, D9945, D9946	D9999	Final impression

Policy and Procedure Codes

Dental Manual



Department
of Health

I. DIAGNOSTIC D0100-D0999

CLINICAL ORAL EVALUATIONS

The codes in this section recognize the cognitive skills necessary for patient evaluation. The collection and recording of some data and components of the dental examination may be delegated; however, the evaluation, which includes diagnosis and treatment planning, is the responsibility of the dentist and must be documented in the treatment record. As with all ADA procedure codes, there is no distinction made between the evaluations provided by general practitioners and specialists. Report additional diagnostic and/or definitive procedures separately.

Initial and periodic exam (D0120, D0145, and D0150) frequency limitations will be applied to a claim based on the member's exam history within the group when the servicing provider has a group affiliation. Includes charting, history, treatment plan, and completion of forms.

Orthodontist should ONLY use procedure code D8660 for examinations prior to starting active care.

Code	Description	Fee
D0120	Periodic oral evaluation - established patient An evaluation performed on a patient of record to determine any changes in the patient's dental and medical health status since a previous comprehensive or periodic evaluation. This includes an oral cancer evaluation, periodontal screening where indicated, and may require interpretation of information acquired through additional diagnostic procedures. The findings are discussed with the patient. Report additional diagnostic procedures separately. Reimbursement is limited to once per six (6) month period.	\$25.25
D0140	Limited oral evaluation – problem focused Not used in conjunction with a regular appointment. Cannot be billed with any other evaluation procedure, including but not limited to D9310 and D9430. Not intended for follow-up care.	\$14.14
D0145	Oral evaluation for a patient under three years of age and counseling with primary caregiver Diagnostic services performed for a child under the age of three, preferably within the first six months of the eruption of the first primary tooth, including recording the oral and physical health history, evaluation of caries susceptibility, development of an appropriate preventive oral health regimen and communication with and counseling of the child's parent, legal guardian and/or primary caregiver.	\$30.30
D0150	Comprehensive oral evaluation – new and established patient Can only be billed once per provider-member relationship.	\$30.30
D0160	Detailed and extensive oral evaluation – problem focused, by report (REPORT NEEDED) This procedure will not be reimbursed if performed within ninety days of a consultation or any other evaluation by the same provider.	(BR)

DIAGNOSTIC IMAGING

The most current recommendations for prescribing dental radiographs should be followed. Revised guidance from ADA, HHS, and FDA can be found at: [Optimizing radiation safety in dentistry - The Journal of the American Dental Association \(ada.org\)](https://www.ada.org/optimizing-radiation-safety-in-dentistry-the-journal-of-the-american-dental-association).

Policy and Procedure Codes

Dental Manual



Department
of Health

This information should guide the dentist in the determination of the type of imaging to be used, the frequency of its use, and the number of images to obtain. All images taken should be medically necessary and of diagnostic quality, properly identified, and dated. Claims for dental radiographs may be pended for professional review and are subject to denial unless there is a documented need of medical necessity. Capture and interpretation of intraoral images are not separately reimbursed by this program.

When ordering a CT, CTA, MRI, MRA, Cardiac Nuclear, or PET procedure an approval number through the Radiology Prior Approval Program is required. For additional information refer to:

<http://www.emedny.org/ProviderManuals/Radiology/>

Note: The radiology prior approval program does not include procedure code D0367, cone beam computed tomography. For more information see description of D0367.

Code	Description	Fee
D0210	Intraoral - comprehensive series of radiographic images A radiographic survey of the whole mouth intended to display the crowns and roots of all teeth, periapical areas, interproximal areas and alveolar bone including edentulous areas. For purposes of the NYS Medicaid program, an intraoral, comprehensive series (full mouth) consists of at least ten (10) periapical films plus bitewings.	\$50.50
D0220	Intraoral - periapical first radiographic image To be billed for the FIRST periapical image and may be used in conjunction with other types of intraoral radiographs taken on the same date of service.	\$8.08
D0230	Intraoral - periapical each additional radiographic image The total fee for ALL intraoral radiographic images (including the first periapical image) may not exceed the total fee allowed for a complete intraoral series. The frequency limit for periapical x-rays will be updated from three (3) times in 6 months to six (6) times in 12 months.	\$5.05
D0240	Intraoral - occlusal radiographic image (ARCH) One maxillary and one mandibular radiographic image are allowed within three years. May be supplemented by necessary intraoral periapical or bitewing images.	\$15.15
D0250	Extra-oral - 2D projection radiographic image created using a stationary radiation source, and detector These images include but are not limited to: Lateral Skull; Posterior-Anterior Skull; Submentovertex; Waters; Reverse Tomes; Oblique Mandibular Body; Lateral Ramus. Not reimbursable for Temporomandibular Joint images.	\$25.25
D0251	Extra-oral posterior dental radiographic image Image is limited to exposure of complete posterior teeth in both dental arches. This is a unique image that is not derived from another image. Maximum of two images. Not reimbursable for Temporomandibular Joint images. Bitewings are allowed no more than once in six months for each member. The procedure code is an indication of the number of images performed. Leave the "Times Performed" on the claim form blank or enter "1".	\$12.12
D0270	Bitewing - single radiographic image	\$8.08
D0272	Bitewings - two radiographic images	\$14.14
D0273	Bitewings - three radiographic images	\$20.20
D0274	Bitewings - four radiographic images	\$24.24
D0310	Sialography	\$41.41

Policy and Procedure Codes

Dental Manual



Department
of Health

D0320	Temporomandibular joint arthrogram, including injection	\$175.74
D0321	Other temporomandibular joint radiographic images, by report (PER JOINT) (REPORT NEEDED)	\$29.29
D0330	<p>Panoramic radiographic image</p> <p>Reimbursable every three years if clinically indicated. For use in routine caries determination, diagnosis of periapical or periodontal pathology only when supplemented by other necessary radiographic intraoral images (bitewing and/or periapical), completely edentulous cases, diagnosis of impacted teeth, oral surgery treatment planning, or diagnosis of children with mixed dentition. Postoperative panoramic images are reimbursable for post-surgical evaluation of fractures, dislocations, orthognathic surgery, osteomyelitis, or removal of unusually large and/or complex cysts or neoplasms. Panoramic radiographic images are not required or reimbursable for post orthodontic documentation. Panoramic images are not reimbursable when an intraoral complete series or panoramic image has been taken within three years, except for the diagnosis of a new condition (e.g., traumatic injury, orthodontic evaluation).</p> <p>A treating dental specialist can be reimbursed for a panoramic radiograph (panorex) even if one has been taken within three years, to render the necessary dental care when the panorex provided from the referring dentist is not diagnostic or cannot be obtained. Claims for payment should be accompanied by a narrative explaining the patient-specific medical necessity. See New York State Medicaid Update - July 2024 Volume 40 - Number 7 (ny.gov).</p>	\$35.35
D0340	<p>2D cephalometric radiographic image – acquisition, measurement and analysis</p> <p>Image of the head made using a cephalostat to standardize anatomic positioning, and with reproducible x-ray beam geometry. Reimbursable every three years if clinically indicated. Reimbursement is limited to enrolled orthodontists of oral and maxillofacial surgeons for the diagnosing and treatment of a physically handicapping malocclusion. Cephalometric images are not required by the DOH for routine post-orthodontic documentation and are not routinely reimbursable. A tracing and analysis are required and are not payable separately. Use D0252 if a tracing and analysis is not performed.</p>	\$55.55
D0350	<p>2D oral/facial photographic image obtained intra-orally or extra-orally</p> <p>Photographs are reimbursable when associated with procedures described under sections:</p> <ul style="list-style-type: none">• V. PERIODONTICS, limited to gingivectomy or gingivoplasty, procedure codes D4210, D4211• VIII. IMPLANTS• XI. ORTHODONTICS <p>When requested by the Department Health; and the fee includes all intra-oral and extra-oral images taken on the same date of service.</p>	\$12.12

CONE BEAM CT CAPTURE

- Includes axial, coronal and sagittal data.
- Includes all interpretation.
- There is no professional reimbursement for facility place of service. Facility reimbursement is through APG.

Policy and Procedure Codes

Dental Manual



Department
of Health

For treatment not involving implants or implant-related services, a panoramic radiograph (D0330) or similar film, along with documentation of medical necessity, must be submitted with requests for prior approval. Approval is limited to those cases demonstrating significant risk for a complication such as nerve injury or jaw fracture, as well as pathology or trauma workups. For treatment involving implants or implant-related services, refer to section [VIII. IMPLANTS](#).

Code	Description	Fee
<u>D0364</u>	Cone beam CT capture and interpretation with limited field of view – less than one whole jaw (PA REQUIRED)	\$281.79
<u>D0365</u>	Cone beam CT capture and interpretation with field of view of one full dental arch - mandibular (PA REQUIRED)	\$281.79
<u>D0366</u>	Cone beam CT capture and interpretation with field of view of one full dental arch – maxilla, with or without cranium (PA REQUIRED)	\$281.79
<u>D0367</u>	Cone beam CT capture and interpretation with field of view of both jaws; with or without cranium (PA REQUIRED)	\$281.79
<u>D0368</u>	Cone beam CT capture and interpretation for TMJ series including two or more exposures (PA REQUIRED)	\$281.79
<u>D0470</u>	Diagnostic casts Reimbursement is limited to enrolled orthodontists or oral and maxillofacial surgeons. Includes both arches when necessary.	\$34.34

ORAL PATHOLOGY LABORATORY

These are procedures generally performed in a pathology laboratory and do not include the removal of the tissue sample from the patient. For removal of tissue sample, see codes D7285 and D7286.

Reimbursement for procedure codes D0470, D0485 and D0502 are limited to enrolled Oral Pathologists.

Code	Description	Fee
<u>D0474</u>	Accession of tissue, gross and microscopic examination, including assessment of surgical margins for presence of disease, preparation and transmission of written report.	\$87.87
<u>D0485</u>	Consultation, including preparation of slides from biopsy material supplied by referring source	\$87.87
<u>D0502</u>	Other oral pathology procedures, by report (REPORT NEEDED)	(BR)
<u>D0999</u>	Unspecified diagnostic procedure, by report (REPORT NEEDED)	(BR)

II. PREVENTITIVE D1000-D1999

DENTAL PROPHYLAXIS

Dental prophylaxis is reimbursable in addition to an initial dental examination and recall examinations once per six (6) month period. Prophylaxis cannot be used in conjunction with periodontal maintenance (D4910) or in conjunction with scaling and root planing (D4341) on the same date of service.

An additional prophylaxis may be considered within a twelve (12) month period for those individuals identified with a Restriction Exception code of RE 81 ("TBI Eligible") or RE 95 ("OPWDD/Managed Care Exemption"). The additional prophylaxis should be submitted using the appropriate procedure code (D1110 or D1120). Documentation supporting necessity must be submitted with the claim. Reimbursement will not be considered if performed within a four-month interval of previous prophylaxis (D1110, D1120) or D4910.

Policy and Procedure Codes

Dental Manual



Department
of Health

Code	Description	Fee
D1110	Prophylaxis – adult Removal of plaque, calculus and stains from tooth structures and implants in the permanent and transitional dentition. It is intended to control local irritational factors. For members 13 years of age and older.	\$45.45
D1120	Prophylaxis – child Removal of plaque, calculus and stains from tooth structures and implants in the primary and transitional dentition. It is intended to control local irritational factors. For members under 13 years of age.	\$43.43

TOPICAL FLUORIDE TREATMENT (OFFICE PROCEDURE)

Topical fluoride treatment is reimbursable when professionally administered in accordance with appropriate standards. Benefit is limited to gel, foam, and varnish. There must be a minimum interval of three (3) months between all fluoride treatments (D1206 and/or D1208).

Fluoride treatments that are not reimbursable under the program include:

- Treatment that incorporates fluoride with prophylaxis paste;
- Topical application of fluoride to the prepared portion of a tooth prior to restoration;
- Fluoride rinse or “swish”; and,
- Treatment for desensitization.

Note: FQHCs who opt out of Ambulatory Patient Groups (APG) cannot bill a separate threshold rate for Topical Fluoride Application (D1206, D1208, 99188) as a standalone procedure at a patient encounter where no other reimbursable services are delivered.

Code	Description	Fee
D1206	Topical application of fluoride varnish Reimbursable once per three (3) month period for members, from eruption of first tooth through age 20 (inclusive). For individuals 21 years of age and older D1206 is only approvable for those individuals identified with a Restriction Exception code of RE 81 (“TBI Eligible”) or RE 95 (“OPWDD/Managed Care Exemption”), or, in cases where salivary gland function has been compromised through surgery, radiation, or disease. Reimbursable to physicians and nurse practitioners under CPT code 99188.	\$30.30
D1208	Topical application of fluoride – excluding varnish Reimbursable once per six (6) month period for members between 6 and 20 years of age (inclusive). Fluoride must be applied separately from prophylaxis paste. For individuals 21 years of age and older D1208 is only approvable for those individuals identified with a Restriction Exception code of RE 81 (“TBI Eligible”) or RE 95 (“OPWDD/Managed Care Exemption”), or, in cases where salivary gland function has been compromised through surgery, radiation, or disease.	\$14.14

Policy and Procedure Codes

Dental Manual



Department of Health

OTHER PREVENTATIVE SERVICES

Code	Description	Fee
D1320	Tobacco counseling for the control and prevention of oral disease	\$10.10

Tobacco prevention and cessation services reduce patient risks of developing tobacco-related oral diseases and conditions and improves prognosis for certain dental therapies. Reimbursement for smoking cessation counseling (SCC) must meet the following criteria:

- SCC must be provided face-to-face by either a dentist or by a dental hygienist that is supervised by the dentist;
- SCC must be billed by either an office-based dental practitioner or by an Article 28 clinic that employs a dentist;
- Dental practitioners can only provide individual SCC services, which must be greater than three minutes in duration, NO group sessions are allowed;
- Dental claims for SCC must include the CDT procedure code D1320 (tobacco counseling for the control and prevention of oral disease);
- In a dental office or an Article 28 clinic, SCC should only take place during a dental visit as an adjunct when providing a dental service and NOT billed as a stand-alone service;
- Smoking Cessation Counseling complements existing Medicaid covered benefits for prescription and non-prescription smoking cessation products including nasal sprays, inhalers, Zyban (bupropion), Chantix (varenicline), over-the counter nicotine patches and gum;
- To receive reimbursement for SCC services the following information **must** be documented in the patient's dental record:
 - At least 4 of 5 A's: smoking status and if yes, willingness to quit;
 - If willing to quit, offer medication as needed, target date for quitting, and follow-up date (with documentation in the record that the follow-up occurred);
 - If unwilling to quit, the patient's expressed roadblocks;
 - Referrals to the New York State Smoker's Quitline and/or community services to address roadblocks and for additional cessation resources and counselling, if needed. Smoking cessation services are included in the prospective payment system (PPS) rate for those FQHCs that do not participate in APG reimbursement.

Dentists should be aware of the following guideline for smoking cessation counseling:

The Clinical Practice Guideline, *"Treating Tobacco Use and Dependence: 2008 Update"* demonstrated that efficacious treatments for tobacco users exist and should become a part of standard care giving.

This guideline recommends that a practitioner should follow the "5 A's" of treating tobacco dependence, which include:

1. **Ask:** Ask the patient about tobacco use at every visit and document the response.
2. **Advise:** Advise the patient to quit in a clear and personalized manner.
3. **Assess:** Assess the patient's willingness to make a quit attempt at this time.
4. **Assist:** Assist the patient to set a quit date and make a quit plan; offer medication as needed.
5. **Arrange:** Arrange to follow-up with the patient within the first week, either in person or by phone, and take appropriate action to assist them.

For patients not ready to make a quit attempt, clinicians should use a brief intervention designed to promote the motivation to quit. Content areas that should be addressed can be captured by the "5 R's":

Policy and Procedure Codes

Dental Manual



Department
of Health

1. **Relevance:** Encourage the patient to state why quitting is relevant to them, being as specific as possible.
2. **Risks:** Ask the patient to identify potential negative consequences of their tobacco use, including acute, environmental, and long-term risks.
3. **Rewards:** Ask the patient to identify potential benefits, such as improved health, saving money, setting a good example for children, and better physical performance.
4. **Roadblocks:** Ask the patient to identify barriers (e.g., fear of withdrawal, weight gain, etc.), and provide treatment and resources to address them.
5. **Repetition:** The motivational intervention should be repeated every time the patient is seen.

Research suggests that the "5 R's" enhance future quit attempts. Additional information is available in Chapter 3 of the guideline, titled Clinical Interventions for Tobacco Use and Dependence.

Code	Description	Fee
D1351	Sealant – per tooth (TOOTH) (DVS REQUIRED) Mechanically and/or chemically prepared enamel surface sealed to prevent decay. Refer to the "Prior Approval/Prior Authorization Requirements" section for <u>use of DVS</u>. Application of sealant is restricted to previously unrestored permanent first and second molars that exhibit no signs of occlusal or proximal caries for members between 5 and 15 years of age (inclusive). Buccal and lingual grooves are included in the fee. The use of opaque or tinted sealant is recommended for ease of checking bond efficacy. Reapplication, if necessary, is permitted once every five (5) years.	D1351
D1354	Application of caries arresting medicament – per tooth Conservative treatment of an active, non-symptomatic carious lesion by topical application of a caries arresting or inhibiting medicament and without mechanical removal of sound tooth structure - Limited to Silver Diamine Fluoride Clinical criteria for the use of silver diamine fluoride: <ul style="list-style-type: none">• Stabilize <i>non-symptomatic</i> teeth with active carious lesion and no pulpal exposure• Moderate-to-High caries risk (e.g. xerostomia, severe early childhood caries)• Treatment challenged by behavioral or medical management• Difficult to treat carious lesions Criteria for reimbursement: <ul style="list-style-type: none">• Covered two (2) times per tooth within a 12-month period with a total of four (4) times per lifetime of the tooth.• Covered with topical application of fluoride ("D1206" or "D1208") when they are performed on the same date of service if "D1354" is being used to treat caries and "D1206" or "D1208" is being used to prevent caries.• Silver diamine fluoride may be applied to five (5) teeth on the same date of service with more teeth considered in exceptional circumstances. Documentation supporting necessity must be submitted with the claim.• Caries arresting medicament is not reimbursable when used as a base for a final restoration. Providers are required to: Fully disclose the risks and benefits of silver diamine fluoride use and to discuss treatment alternatives where appropriate. Obtain written consent.	\$15.15

Policy and Procedure Codes

Dental Manual



Department
of Health

SPACE MAINTENANCE (PASSIVE APPLIANCES)

Only fixed appliances are reimbursable. Documentation including pre-treatment images to justify all space maintenance appliances must be available upon request. Space maintenance should not be provided as an isolated service. All carious teeth must be restored before placement of any space maintainer. The member should be practicing a sufficient level of oral hygiene to ensure that the space maintainer will not become a source of further carious breakdown of the dentition. All permanent teeth in the area of space maintenance should be present and developing normally. Space maintenance in the deciduous dentition (defined as prior to the interdigitation of the first permanent molars) can generally be considered.

Space maintenance in the mixed dentition initiated within one month of the necessary extraction will be reimbursable on an individual basis. Space maintenance in the mixed dentition initiated more than one month after the necessary extraction, with minimum space loss apparent, may be reimbursable.

Code	Description	Fee
D1510	Space maintainer – fixed, unilateral – per quadrant (QUAD) Excludes a distal shoe space maintainer.	\$117.16
D1516	Space maintainer – fixed – bilateral, maxillary	\$175.75
D1517	Space maintainer – fixed – bilateral, mandibular	\$175.75
D1551	Re-cement or re-bond bilateral space maintainer – maxillary	\$19.19
D1552	Re-cement or re-bond bilateral space maintainer – mandibular	\$19.19
D1553	Re-cement or re-bond unilateral space maintainer – per quadrant (QUAD)	\$19.19
D1999	Unspecified preventive procedure, by report	(BR)

SPACE MAINTAINERS

Code	Description	Fee
D1575	Distal shoe space maintainer – fixed, unilateral, per quadrant (QUAD) Fabrication and delivery of fixed appliance extending subgingivally and distally to guide the eruption of the first permanent molar. Does not include ongoing follow-up or adjustments, or replacement appliances, once the tooth has erupted.	\$117.16

III. RESTORATIVE D2000-D2999

Unless otherwise specified, the cost of analgesic and anesthetic agents is included in the reimbursement for the dental service.

The maximum fee for restoring a tooth with either amalgam or composite resin material will be the fee allowed for placement of a four-surface restoration. With the exception of the placement of reinforcement pins (use code D2951), fees for amalgam and composite restorations include tooth preparation, all adhesives (including amalgam and composite bonding agents), acid etching, cavity liners, bases, curing and pulp capping.

Caries index, periodontal status, and the overall status and prognosis of the entire dentition, as well as recipient compliance, dental history, and medical history, among other factors, will be taken into consideration when determining medical necessity. Treatment is considered appropriate where the prognosis of the tooth is favorable. Treatment may be appropriate where the total number of teeth which require or are likely to require treatment is not considered excessive or when maintenance of the tooth is considered essential or appropriate in view of the overall

Policy and Procedure Codes

Dental Manual



Department
of Health

dental status of the recipient. Please review Scope of Program and Non-Reimbursable Services (p. 13) and Essential Services (p. 23).

Restorations placed solely for the treatment of abrasion, attrition, erosion or abfraction and are not associated with the treatment of any other pathology are beyond the scope of the program and will not be reimbursed. Restorative procedures should not be performed without documentation of clinical necessity. Published "frequency limits" are general reference points on the anticipated frequency for that procedure. Actual frequency must be based on the clinical needs of the individual member.

If a non-covered surgical procedure is required to properly restore a tooth, any associated restorative or endodontic treatment will NOT be considered for reimbursement. Note, this provision does not apply to crown lengthening, which will be considered for reimbursement when associated with any medically necessary crown or endodontic treatment.

For codes D2140, D2330 and D2391, only a single restoration will be reimbursable per surface. Occlusal surface restorations including all occlusal pits and fissures will be reimbursed as one-surface restorations whether or not the transverse ridge of an upper molar is left intact. Codes D2150, D2160, D2161, D2331, D2332, D2335, D2781, D2392, D2393, and D2394 are compound restorations encompassing 2, 3, 4 or more contiguous surfaces. Restorations that connect contiguous surfaces must be billed using the appropriate multi-surface restorative procedure code.

AMALGAM RESTORATIONS (INCLUDING POLISHING)

Code	Description	Fee
D2140	Amalgam - one surface, primary or permanent (SURF/TOOTH)	\$50.50
D2150	Amalgam - two surfaces, primary or permanent (SURF/TOOTH)	\$67.67
D2160	Amalgam - three surfaces, primary or permanent (SURF/TOOTH)	\$82.82
D2161	Amalgam - four or more surfaces, primary or permanent (SURF/TOOTH)	\$98.98

RESIN-BASED COMPOSITE-RESTORATIONS DIRECT

Code	Description	Fee
D2330	Resin-based composite - one surface, anterior (SURF/TOOTH)	\$50.50
D2331	Resin-based composite - two surfaces, anterior (SURF/TOOTH)	\$73.73
D2332	Resin-based composite - three surfaces, anterior (SURF/TOOTH)	\$87.87
D2335	Resin-based composite - four or more surfaces (anterior) (SURF/TOOTH)	\$98.98
D2390	Resin-based composite crown, anterior (TOOTH)	\$98.98
D2391	Resin-based composite; one surface, posterior (SURF/TOOTH) Used to restore a carious lesion into the dentin or a deeply eroded area into the dentin. Not a preventive procedure.	\$50.50
D2392	Resin-based composite - two surfaces, posterior (SURF/TOOTH)	\$67.67
D2393	Resin-based composite - three surfaces, posterior (SURF/TOOTH)	\$82.82
D2394	Resin-based composite - four or more surfaces, posterior (SURF/TOOTH)	\$98.98

CROWNS - SINGLE RESTORATIONS ONLY

The materials used in the fabrication of a crown (e.g. all-metal, porcelain, ceramic, resin) is at the discretion of the provider. The crown fabricated must correctly match the procedure code approved on the Prior Approval. Crowns include any necessary core buildups.

Policy and Procedure Codes

Dental Manual



Department
of Health

Crowns for members **under the age of 21** will be covered when medically necessary. In determining whether a requested crown is medically necessary, the following factors may be considered:

- The periodontal status, member compliance and overall status and prognosis of the tooth is favorable.
- The tooth is not routinely restorable with a filling.

Crowns for members **21 and over** will be covered when medically necessary. In determining whether a requested crown is medically necessary, the following factors may be considered:

- There is a documented medical condition which precludes an extraction.
- The tooth is a critical abutment for an existing or proposed prosthesis.
- If the tooth is a posterior tooth, the following additional factors may be considered:
 - The periodontal status, member compliance and overall status and prognosis of the tooth is favorable
 - The tooth is not routinely restorable with a filling
 - There are eight or more natural or prosthetic posterior points of contact present
 - If the posterior tooth is a molar, treatment of the molar is necessary to maintain functional or balanced occlusion of the patient's dentition
 - Consideration for a third molar will be given if the third molar occupies the first or second molar position
 - **Note:** Requests for treatment on unopposed molars must include a narrative documenting medical necessity.
- If the tooth is an anterior tooth, the following additional factors may be considered:
 - The periodontal status, member compliance and overall status and prognosis of the tooth is favorable
 - The tooth is not routinely restorable with a filling

Code	Description	Fee
<u>D2710</u>	Crown – resin-based composite (indirect) (laboratory) (TOOTH) (PA REQUIRED) Acrylic (processed) jacket crowns may be approved as restorations for severely fractured anterior teeth.	\$292.90
<u>D2720</u>	Crown – resin with high noble metal (TOOTH) (PA REQUIRED)	\$505.00
<u>D2721</u>	Crown – resin with predominantly base metal (TOOTH) (PA REQUIRED)	\$505.00
<u>D2722</u>	Crown – resin with noble metal (TOOTH) (PA REQUIRED)	\$505.00
<u>D2740</u>	Crown – porcelain/ceramic (TOOTH) (PA REQUIRED)	\$505.00
<u>D2750</u>	Crown – porcelain fused to high noble metal (TOOTH) (PA REQUIRED)	\$505.00
<u>D2751</u>	Crown – porcelain fused to predominately base metal (TOOTH) (PA REQUIRED)	\$505.00
<u>D2752</u>	Crown – porcelain fused to noble metal (TOOTH) (PA REQUIRED)	\$505.00
<u>D2753</u>	Crown – porcelain fused to titanium and titanium alloys (TOOTH) (PA REQUIRED)	\$505.00
<u>D2780</u>	Crown – ¾ cast high noble metal (TOOTH) (PA REQUIRED)	\$404.00
<u>D2781</u>	Crown – ¾ cast predominantly base metal (TOOTH) (PA REQUIRED)	\$404.00
<u>D2782</u>	Crown – ¾ cast noble metal (TOOTH) (PA REQUIRED)	\$404.00
<u>D2790</u>	Crown – full cast high noble metal (TOOTH) (PA REQUIRED)	\$505.00
<u>D2791</u>	Crown – full cast predominately base metal (TOOTH) (PA REQUIRED)	\$505.00

Policy and Procedure Codes

Dental Manual



Department of Health

D2792	Crown – full cast noble metal (TOOTH) (PA REQUIRED)	\$505.00
D2794	Crown – Titanium and titanium alloys	\$505.00

OTHER RESTORATIVE SERVICES

For all prefabricated crowns (D2930, D2931, D2932, D2933, D2934) there must be supporting documentation substantiating the need for the crown (e.g. radiographic images).

Code	Description	Fee
D2920	Re-cement or re-bond crown (TOOTH) Claims for recementation of a crown by the original provider within one year of placement, or claims for subsequent recementations of the same crown, will be pended for professional review. Documentation to justify the need and appropriateness of such recementations may be required as a condition for payment.	\$30.30
D2930	Prefabricated stainless steel crown – primary tooth (TOOTH)	\$117.16
D2931	Prefabricated stainless steel crown – permanent tooth (TOOTH)	\$117.16
D2932	Prefabricated resin crown (TOOTH) Must encompass the complete clinical crown and should be utilized with the same criteria as for full crown construction. This procedure is limited to one occurrence per tooth within two years. If replacement becomes necessary during that time, claims submitted will be pended for professional review. To justify the appropriateness of replacements, documentation must be included as a claim attachment. Placement on deciduous anterior teeth is generally not reimbursable past the age of five (5) years of age, unless medically necessary based on the clinical needs of the individual member.	\$117.16
D2933	Prefabricated stainless steel crown with resin window (TOOTH) Restricted to primary anterior teeth, permanent maxillary bicusps and first molars.	\$131.30
D2934	Prefabricated esthetic coated stainless steel crown – primary tooth (TOOTH)	\$131.30
D2951	Pin retention – per tooth, in addition to restoration (TOOTH)	\$29.29
D2952	Post and core in addition to crown, indirectly fabricated (TOOTH)	\$126.25
D2954	Prefabricated post and core in addition to crown (TOOTH) There is no separate reimbursement for the core material.	\$126.25
D2955	Post removal (TOOTH)	\$95.95
D2980	Crown repair necessitated by restorative material failure (TOOTH) (REPORT NEEDED)	(BR)
D2999	Unspecified restorative procedure, by report (REPORT NEEDED)	(BR)

IV. ENDODONTICS D3000-D3999

All radiographic images taken during the course of root canal therapy and all post- treatment radiographic images are included in the fee for the root canal procedure. At least one pre-treatment radiographic image demonstrating the need for the procedure, and one post-treatment radiographic image that demonstrates the result of the treatment, must be maintained in the member's record.

Surgical root canal treatment or apicoectomy may be considered appropriate and covered when the root canal system cannot be acceptably treated non-surgically, there is active root resorption, or access to the canal is obstructed.

Policy and Procedure Codes

Dental Manual



Department
of Health

Treatment may also be covered where there is gross over or under extension of the root canal filling, periapical or lateral pathosis persists, or there is a fracture of the root.

Pulp capping, either direct or indirect, is not reimbursable.

Root canal therapy for members **under the age of 21** will be covered when medically necessary. In determining whether a requested root canal is medically necessary, the following factors may be considered:

- The periodontal status, member compliance and overall status and prognosis of the tooth is favorable.
- The tooth is not routinely restorable with a filling.

Root canal therapy for members **21 years of age and over** will be covered when medically necessary. In determining whether requested endodontic treatment is medically necessary, the following factors may be considered:

- There is a documented medical condition which precludes an extraction
- The tooth is a critical abutment for an existing or proposed prosthesis
- If the tooth is a posterior tooth, the following additional factors may be considered:
 - The periodontal status, member compliance and overall status and prognosis of the tooth is favorable
 - There are eight or more natural or prosthetic posterior points of contact present
 - If the posterior tooth is a molar, treatment of the molar is necessary to maintain functional or balanced occlusion of the patient's dentition
 - Consideration for a third molar will be given if the third molar occupies the first or second molar position
 - **Note:** Requests for treatment on unopposed molars must include a narrative documenting medical necessity
- If the tooth is an anterior tooth, the following additional factors may be considered:
 - The periodontal status, member compliance and overall status and prognosis of the tooth is favorable.

PULPOTOMY

Code	Description	Fee
D3220	Therapeutic pulpotomy (excluding final restoration) - removal of pulp coronal to the dentinocemental junction and application of medicament (TOOTH) To be performed on primary or permanent teeth up until the age of 21 years . This is not to be considered as the first stage of root canal therapy. Pulp capping (placement of protective dressing or cement over exposed or nearly exposed pulp for protection from injury or as an aid in healing and repair) is not reimbursable. This procedure code may not be used when billing for an "emergency pulpotomy", which should be billed as palliative treatment.	\$87.87

ENDODONTIC THERAPY ON PRIMARY TEETH

Endodontic therapy on primary teeth with succedaneous teeth and placement of resorbable filling. This includes pulpectomy, cleaning, and filling of canals with resorbable material.

Code	Description	Fee
<u>D3230</u>	Pulpal therapy (resorbable filling) – anterior, primary tooth (excluding final restoration) (TOOTH) (PA REQUIRED)	\$151.50

Policy and Procedure Codes

Dental Manual



Department
of Health

D3240	Pulpal therapy (resorbable filling) – posterior, primary tooth (excluding final restoration) (TOOTH) (PA REQUIRED)	\$237.35
--------------	---	-----------------

ENDODONTIC THERAPY (INCLUDING TREATMENT PLAN, CLINICAL PROCEDURES AND FOLLOW-UP CARE)

Includes primary teeth without succedaneous teeth and permanent teeth.

Code	Description	Fee
D3310	Endodontic therapy – anterior tooth (excluding final restoration) (TOOTH) (PA REQUIRED)	\$252.50
D3320	Endodontic therapy – premolar tooth (excluding final restoration) (TOOTH) (PA REQUIRED)	\$303.00
D3330	Endodontic therapy – molar tooth (excluding final restoration) (TOOTH) (PA REQUIRED)	\$404.00

ENDODONTIC RETREATMENT

Code	Description	Fee
D3346	Retreatment of previous root canal therapy – anterior (TOOTH) (PA REQUIRED)	\$252.50
D3347	Retreatment of previous root canal therapy – premolar (TOOTH) (PA REQUIRED)	\$303.00
D3348	Retreatment of previous root canal therapy – molar (TOOTH) (PA REQUIRED)	\$404.00

APEXIFICATION / RECALCIFICATION PROCEDURES

Code	Description	Fee
D3351	Apexification / recalcification - initial visit (apical closure/calcific repair of perforations, root resorption, etc.) (TOOTH) Includes opening tooth, pulpectomy, preparation of canal spaces, first placement of medication and necessary radiographic images. (This procedure includes first phase of complete root canal therapy.)	\$82.82
D3352	Apexification / recalcification - interim medication replacement (TOOTH) For visits in which the intra-canal medication is replaced with new medication. Includes any necessary radiographs. There may be several of these visits. The published fee is the maximum reimbursable amount regardless of the number of visits.	\$80.80
D3353	Apexification / recalcification - final visit (includes completed root canal therapy – apical closure/calcific repair of perforations, root resorption, etc.) (TOOTH) Includes the removal of intra-canal medication and procedures necessary to place final root canal filling material including necessary radiographs. (This procedure includes last phase of complete root canal therapy.)	\$104.03

Policy and Procedure Codes

Dental Manual



Department
of Health

APICOECTOMY

Periapical surgery is a term used to describe surgery to the root surface (e.g., apicoectomy), repair of a root perforation or resorptive defect, exploratory curettage to look for root fractures, removal of extruded filling materials or instruments, removal of broken root fragments, sealing of accessory canals, etc. This does not include retrograde filling material placement. Performed as a separate surgical procedure and includes periapical curettage.

Code	Description	Fee
<u>D3410</u>	Apicoectomy - anterior (TOOTH) (PA REQUIRED)	\$161.60
<u>D3421</u>	Apicoectomy - premolar (first root) (TOOTH) (PA REQUIRED) If more than one root is treated, see D3426.	\$161.60
<u>D3425</u>	Apicoectomy - molar (first root) (TOOTH) (PA REQUIRED) If more than one root is treated, see D3426.	\$181.80
<u>D3426</u>	Apicoectomy (each additional root) (TOOTH) (PA REQUIRED)	\$60.60
<u>D3430</u>	Retrograde filling - per root (TOOTH) (PA REQUIRED)	\$50.50

OTHER ENDODONTIC PROCEDURES

Code	Description	Fee
<u>D3999</u>	Unspecified endodontic procedure, by report (REPORT NEEDED)	(BR)

V. PERIODONTICS D4000-D4999

For details regarding the "PERIODONTICS" codes that are associated with the implant and implant related services benefit ONLY (D4245, D4266, D4267, D4273, D4275, D4277, D4278, D4283, D4285, D6106, D6107), see section VIII. IMPLANTS.

SURGICAL SERVICES (INCLUDING USUAL POST-OPERATIVE CARE)

D4210 and D4211 are reimbursable solely for the correction of severe hyperplasia or hypertrophy associated with drug therapy, hormonal disturbances, or congenital defects. The provider must keep in the treatment record detailed documentation describing the need for gingivectomy or gingivoplasty including pretreatment photographs depicting the condition of the tissues.

Code	Description	Fee
<u>D4210</u>	Gingivectomy or gingivoplasty – four or more contiguous teeth or tooth bounded spaces per quadrant (QUAD) (REPORT NEEDED)	\$101.00
<u>D4211</u>	Gingivectomy or gingivoplasty – one to three contiguous teeth or tooth bounded spaces per quadrant (QUAD) (REPORT NEEDED)	\$65.65
<u>D4249</u>	Clinical Crown Lengthening – hard tissue (PA REQUIRED) Crown lengthening requires reflection of a full thickness flap and removal of bone, altering the crown to root ratio. The periodontal status, member compliance, and overall status and prognosis of the tooth may be taken into consideration when determining medical necessity. Crown lengthening is reimbursable solely when associated with medically necessary crown or root canal procedure. All requests for coverage of a crown lengthening should include a complete treatment plan addressing all areas of pathology. The provider must keep in the treatment record detailed documentation describing the need for crown lengthening including pretreatment	\$75.00

Policy and Procedure Codes

Dental Manual



Department
of Health

	photographs depicting the condition of the tissues. Coverage of a crown lengthening should be requested at the same time as a request for coverage of a crown and/or a root canal. If the need for crown lengthening is discovered during a procedure, then providers should refer to Prior Approval Change Request information on page 14.	
--	--	--

NON-SURGICAL PERIODONTAL SERVICES

Code	Description	Fee
D4341	Periodontal scaling and root planing – four or more teeth \$45.45 per quadrant (QUAD)	\$45.45
D4342	Periodontal scaling and root planing – one to three teeth \$30.30 per quadrant (QUAD)	\$30.30

For periodontal scaling and root planing (D4341 and D4342) to be considered, the diagnostic materials must demonstrate the following, consistent with professional standards:

- Clinical loss of periodontal attachment, and;
 - Periodontal pockets and sub-gingival accretions on cemental surfaces in the quadrant(s) being treated, and/or;
 - Radiographic evidence of crestal bone loss and changes in crestal lamina dura, and/or;
 - Radiographic evidence of root surface calculus.

The provider must keep in the treatment record detailed documentation describing the need for periodontal scaling and root planing, including a copy of the pre-treatment evaluation of the periodontium, a general description of the tissues (e.g., color, shape, and consistency), the location and measurement of periodontal pockets, the description of the type and amount of bone loss, the periodontal diagnosis, the amount and location of subgingival calculus deposits, and tooth mobility.

Treatment per quadrant is limited to **once every two (2) years**. For consideration of more frequent treatment prior approval with supporting documentation is required. Reimbursement for D4341 and/or D4342 is limited to no more than two quadrants on a single date of service. In exceptional circumstances, consideration may be given for reimbursement for more than two quadrants on a single date of service (e.g., treatment under anesthesia). These claims should be submitted using procedure code D4999 with documentation supporting both the need for treatment and the exceptional circumstances present.

Prophylaxis or periodontal maintenance (e.g., D1110, D1120, D4910) will not be reimbursed on the same date of service as periodontal scaling and root planing (D4341, D4342).

OTHER PERIODONTAL SERVICES

Code	Description	Fee
D4910	Periodontal maintenance This procedure is for members who have previously been treated for periodontal disease with procedures such as scaling and root planing (D4341 or D4342). D4910 cannot be used in conjunction with or billed within six (6) months of any other prophylaxis procedure (e.g., D1110). Reimbursement for D4910 is limited to once per six (6) months and cannot be used in conjunction with D4341 or D4342 on the same date of service.	\$45.45
D4999	Unspecified periodontal procedure, by report (REPORT NEEDED)	(BR)

VI. PROSTHODONTICS (Removable) D5000-D5899

Full and/or partial dentures are covered by Medicaid when they are determined to be medically necessary, including when necessary to alleviate a serious health condition or one that is determined to affect employability. This service requires prior approval.

Complete dentures and partial dentures, whether unserviceable, lost, stolen, or broken will not be replaced for a minimum of eight years from initial placement except when determined medically necessary by the Department or its agent. Prior approval requests for replacement dentures prior to eight years must include a completed [Justification of Need for Replacement Prosthesis Form](#) signed by the patient's dentist, explaining the specific circumstances that necessitates replacement of the denture. If replacement dentures are requested within the eight-year period after they have already been replaced once, then the dentist's supporting documentation must include an explanation of preventative measures instituted to alleviate the need for further replacements.

General Guidelines for All Removable Prosthesis:

- Requests for partial dentures will be reviewed based on the presence/absence of eight (8) points of natural or prosthetic posterior occlusal contact and/or one (1) missing maxillary anterior or two (2) missing mandibular anterior teeth.
- Complete and/or partial dentures will be approved only when the existing prosthesis is not serviceable or cannot be relined or rebased. Reline or rebase of an existing prosthesis will not be reimbursed when such procedures are performed in addition to a new prosthesis for the same arch within 6 months of the delivery of a new prosthesis. Only "tissue conditioning" (D5850 or D5851) is payable within six (6) months prior to the delivery of a new prosthesis;
- Six (6) months of post-delivery care from the date of insertion is included in the reimbursement for all newly fabricated prosthetic appliances. This includes rebasing, relining, adjustments and repairs.
- Cleaning of removable prosthesis or soft tissue not directly related to natural teeth or implants is not a covered service. Prophylaxis and/or scaling and root planing is only payable when performed on natural dentition;
- "Immediate" prosthetic appliances are not a covered service. An appropriate length of time for healing should be allowed before taking any final impressions. Generally, it is expected that tissues will need a minimum of four (4) to six (6) weeks for healing. Claims for denture insertion occurring within four (4) weeks of extraction(s) will pend for professional review;
- Claims are not to be submitted until the denture(s) are completed and delivered to the member. The "date of service" used on the claim is the date that the denture(s) are delivered. If the prosthesis cannot be delivered or the member has lost eligibility following the date of the "decisive appointment," claims should be submitted following the guidelines for "Interrupted Treatment";
- Medicaid payment is considered payment in-full. Except for members with a "spend down," members cannot be charged beyond the Medicaid fee. Deposits, down-payments or advance payments are prohibited;
- All treatment notes, radiographic images, laboratory prescriptions and laboratory invoices should be made part of the member's treatment record to be made available upon request in support of any treatment provided, and;
- The total cost of repairs should not be excessive and should not exceed 50% of the cost of a new prosthesis. If the total cost of repairs and/or relines is to exceed 50% of the cost of a new prosthesis, a prior approval request for a new prosthesis should be submitted with a detailed description of the existing prosthesis including why any replacement would be necessary per Medicaid guidelines and

Policy and Procedure Codes

Dental Manual



Department
of Health

would be more appropriate than repair of the existing prosthesis: **Claims for repair or reline exceeding 50% of the cost of a new prosthesis may be subject to denial.**

COMPLETE DENTURES (INCLUDING ROUTINE POST-DELIVERY CARE)

Radiographs are not routinely required to obtain prior approval for full dentures. The guidelines published by the ADA and the U.S. Department of Health and Human Services on the use of x-rays should be followed. Additional information is found here: [The Selection of Patients for Dental Radiographic Examinations | FDA](#).

Code	Description	Fee
<u>D5110</u>	Complete denture – maxillary (PA Required)	\$565.60
<u>D5120</u>	Complete denture – mandibular (PA Required)	\$565.60

PARTIAL DENTURES (INCLUDING ROUTINE POST-DELIVERY CARE)

Caries index, periodontal status, recipient compliance, dental history, medical history and the **overall status and prognosis of the entire dentition**, among other factors, will be taken into consideration when determining medical necessity. Please review Scope of Program and Non-Reimbursable Services (p 13) and Essential Services (p 23).

Requirements for the placement of partial dentures are:

- All phase I restorative treatment which includes extractions, removal of all decay and restoration with permanent filling materials, endodontic therapy, crowns, etc. must be completed prior to taking the final impression(s) for partial denture(s).
- Partial dentures can be considered for ages 15 years and above; an "Interim Prosthesis" (procedure codes D5820 and/or D5821) can be considered for individuals 5 to 15 years of age.

Code	Description	Fee
<u>D5211</u>	Maxillary partial denture - resin base (including retentive/clasping materials, rests, and teeth) (PA REQUIRED)	\$353.50
<u>D5212</u>	Mandibular partial denture - resin base (including retentive/clasping materials, rests, and teeth) (PA REQUIRED)	\$353.50
<u>D5213</u>	Maxillary partial denture - cast metal framework with resin denture bases (including retentive/clasping materials, rests and teeth) (PA REQUIRED)	\$565.60
<u>D5214</u>	Mandibular partial denture - cast metal framework with resin denture bases (including retentive/clasping materials, rests and teeth) (PA REQUIRED)	\$565.60
<u>D5225</u>	Maxillary partial denture - flexible base (including retentive/clasping materials, rests and teeth) (PA REQUIRED)	\$565.60
<u>D5226</u>	Mandibular partial denture - flexible base (including retentive/clasping materials, rests and teeth) (PA REQUIRED)	\$565.60

ADJUSTMENTS TO DENTURES

Adjustments within six months of the delivery of the prosthesis are considered part of the payment for the prosthesis. Adjustments (procedure codes D5410, D5411, D5421, and D5422) are not reimbursable on the same date of service as the initial insertion of the prosthetic appliance **OR**; on the same date of service as any repair, rebase, or reline procedure code.

Code	Description	Fee
<u>D5410</u>	Adjust complete denture - maxillary	\$25.25

Policy and Procedure Codes

Dental Manual



Department
of Health

D5411	Adjust complete denture - mandibular	\$25.25
D5421	Adjust partial denture - maxillary	\$25.25
D5422	Adjust partial denture - mandibular	\$25.25

PROSTHETIC APPLIANCE REPAIRS

Limitation: The total cost of repairs should not be excessive and should not exceed 50% of the cost of a new prosthesis. If the total cost of repairs is to exceed 50% of the cost of a new prosthesis, a prior approval request for a new prosthesis should be submitted with a detailed description of the existing prosthesis and why any replacement would be necessary per Medicaid guidelines and would be more appropriate than repair of the existing prosthesis.

REPAIRS TO COMPLETE DENTURES

Code	Description	Fee
D5511	Repair broken complete denture base, mandibular	\$65.65
D5512	Repair broken complete denture based, maxillary	\$65.65
D5520	Replace missing or broken teeth – complete denture-per tooth (TOOTH)	\$42.42

REPAIRS TO PARTIAL DENTURES

Code	Description	Fee
D5611	Repair resin partial denture base, mandibular	\$67.67
D5612	Repair resin partial denture base, maxillary	\$67.67
D5621	Repair cast partial framework, mandibular	\$121.20
D5622	Repair cast partial framework, maxillary	\$121.20
D5630	Repair or replace broken retentive/clasping materials- per tooth (TOOTH)	\$131.30
D5640	Replace missing or broken teeth - per tooth (TOOTH)	\$60.60
D5650	Add tooth to existing partial denture-per tooth (TOOTH)	\$65.65
D5660	Add clasp to existing partial denture - per tooth (TOOTH)	\$103.02

DENTURE REBASE PROCEDURES

Rebase procedures are not payable within six months prior to the delivery of a new prosthesis. Only "tissue conditioning" (D5850 and D5851) is payable within six months prior to the delivery of a new prosthesis.

Code	Description	Fee
<u>D5710</u>	Rebase - complete maxillary denture (PA REQUIRED)	\$171.70
<u>D5711</u>	Rebase - complete mandibular denture (PA REQUIRED)	\$171.70
<u>D5720</u>	Rebase - maxillary partial denture (PA REQUIRED)	\$175.74
<u>D5721</u>	Rebase – mandibular partial denture (PA REQUIRED)	\$175.74

DENTURE RELINE PROCEDURES

Reline procedures are not payable within six months prior to the delivery of a new prosthesis. For cases in which it is impractical to complete a laboratory reline, prior approval for an office ("chairside" or "cold cure") reline may be requested with credible documentation which would preclude a laboratory reline. Only "tissue conditioning" (D5850 and D5851) is payable within six months prior to the delivery of a new prosthesis.

Policy and Procedure Codes

Dental Manual



Department
of Health

Code	Description	Fee
D5730	Reline complete maxillary denture (direct) (PA REQUIRED)	\$126.25
D5731	Reline complete mandibular denture (direct) (PA REQUIRED)	\$126.25
D5740	Reline maxillary partial denture (direct) (PA REQUIRED)	\$85.85
D5741	Reline mandibular partial denture (direct) (PA REQUIRED)	\$85.85
D5750	Reline complete maxillary denture (indirect)	\$171.70
D5751	Reline complete mandibular denture (indirect)	\$171.70
D5760	Reline maxillary partial denture (indirect)	\$126.25
D5761	Reline mandibular partial denture (indirect)	\$126.25

INTERIM PROSTHESIS

Reimbursement is limited to once per year and only for children between 5 and 15 years of age. Codes D5820 and D5821 are not to be used in lieu of space maintainers. All claims will be pended for professional review prior to payment.

Code	Description	Fee
D5820	Interim partial denture (including retentive/clasping materials, rests, and teeth), maxillary	\$175.74
D5821	Interim partial denture (including retentive/clasping materials, rests, and teeth), mandibular	\$175.74

OTHER REMOVABLE PROSTHETIC SERVICES

Codes D5850 and D5851 are for treatment reline using materials designed to heal unhealthy ridges prior to more definitive final restoration. This is the **ONLY** type of reline reimbursable within six (6) months prior to the delivery of a new prosthesis. Insertion of tissue conditioning liners in existing dentures will be limited to once per denture unit. D5850 and D5851 are not reimbursable under age 15 and should be billed one time at the completion of treatment, regardless of the number of visits involved.

Code	Description	Fee
D5850	Tissue conditioning, maxillary	\$25.25
D5851	Tissue conditioning, mandibular	\$25.25
D5899	Unspecified removable prosthodontic procedure, by report (REPORT NEEDED)	(BR)

VII. MAXILLOFACIAL PROSTHETICS D5900-D5999

Code	Description	Fee
D5911	Facial moulage (sectional) (REPORT NEEDED)	\$117.16
D5912	Facial moulage (complete) (REPORT NEEDED)	\$175.74
D5913	Nasal prosthesis (REPORT NEEDED)	(BR)
D5914	Auricular prosthesis (REPORT NEEDED)	(BR)
D5915	Orbital prosthesis (REPORT NEEDED)	\$966.57
D5916	Ocular prosthesis (REPORT NEEDED)	\$966.57
D5919	Facial prosthesis (REPORT NEEDED)	(BR)
D5922	Nasal septal prosthesis (REPORT NEEDED)	(BR)

Policy and Procedure Codes

Dental Manual



Department of Health

D5923	Ocular prosthesis, interim (REPORT NEEDED)	\$439.35
D5924	Cranial prosthesis (REPORT NEEDED)	(BR)
D5925	Facial augmentation implant prosthesis (REPORT NEEDED)	(BR)
D5926	Nasal prosthesis, replacement (REPORT NEEDED)	(BR)
D5927	Auricular prosthesis, replacement (REPORT NEEDED)	(BR)
D5928	Orbital prosthesis, replacement (REPORT NEEDED)	(BR)
D5929	Facial prosthesis, replacement (REPORT NEEDED)	(BR)
D5931	Obturator prosthesis, surgical (REPORT NEEDED)	(BR)
D5932	Obturator prosthesis, definitive (REPORT NEEDED)	(BR)
D5933	Obturator prosthesis, modification (REPORT NEEDED)	(BR)
D5934	Mandibular resection prosthesis with guide flange (REPORT NEEDED)	(BR)
D5935	Mandibular resection prosthesis without guide flange (REPORT NEEDED)	(BR)
D5936	Obturator prosthesis, interim (REPORT NEEDED)	(BR)
D5937	Trismus appliance (not for TMD treatment) (REPORT NEEDED)	\$146.45
D5951	Feeding aid (REPORT NEEDED)	\$439.35
D5952	Speech aid prosthesis, pediatric (REPORT NEEDED)	(BR)
D5953	Speech aid prosthesis, adult (REPORT NEEDED)	(BR)
D5954	Palatal augmentation prosthesis (REPORT NEEDED)	(BR)
D5955	Palatal lift prosthesis, definitive (REPORT NEEDED)	(BR)
D5958	Palatal lift prosthesis, interim (REPORT NEEDED)	(BR)
D5959	Palatal lift prosthesis, modification (REPORT NEEDED)	(BR)
D5960	Speech aid prosthesis, modification (REPORT NEEDED)	(BR)
D5982	Surgical stent (REPORT NEEDED)	(BR)
D5983	Radiation carrier (REPORT NEEDED)	(BR)
D5984	Radiation shield (REPORT NEEDED)	(BR)
D5985	Radiation cone locator (REPORT NEEDED)	(BR)
D5986	Fluoride gel carrier (per arch) (ARCH)	\$10.10
D5987	Commissure splint (REPORT NEEDED)	(BR)
D5988	Surgical splint (REPORT NEEDED)	(BR)
D5999	Unspecified maxillofacial prosthesis, by report (REPORT NEEDED)	(BR)

VIII. IMPLANT SERVICES D6000-D6199

Dental implants, including single implants, and implant related services, will be covered by Medicaid when medically necessary. Prior approval requests for implants must have supporting documentation from the patient's dentist. The patient's dentist's office must submit a completed [Evaluation of the Dental Implant Patient Form](#) documenting, among other things, the patient's medical history, current medical conditions being treated, list of all medications currently being taken by the patient, explaining why implants are medically necessary and why other covered functional alternatives for prosthetic replacement will not correct the patient's dental condition, and certifying that the patient is an appropriate candidate for implant placement. If the patient's dentist indicates that the patient is currently being treated for a serious medical condition, the Department may request further documentation from the patient's treating physician.

General Guidelines:

- The dentist's explanation as to why other covered functional alternatives for prosthetic replacement will not correct the patient's dental condition will be reviewed based on the presence/absence of eight

Policy and Procedure Codes

Dental Manual



Department
of Health

(8) points of natural or prosthetic posterior occlusal contact and/or one (1) missing maxillary anterior or two (2) missing mandibular anterior teeth.

- A complete treatment plan addressing all phases of care is required and should include the following:
 - Accurate pretreatment charting;
 - Complete treatment plan addressing all areas of pathology;
 - Inter-arch distances;
 - Number, type and location of implants to be placed;
 - Design and type of planned restoration(s);
 - Sufficient number of current, diagnostic radiographs and/or CT scans allowing for the evaluation of the entire dentition.
- If bone graft augmentation is needed there must be a 4 to 6-month healing period before a dental implant can be placed.
- Dental implant code D6010 will be re-evaluated via intraoral radiographs or CT scans prior to the authorization of abutments, crowns, or dentures four to six months after dental implant placement.
- Treatment on an existing implant / implant prosthetic will be evaluated on a case- by-case basis.
- Implant and implant related codes not listed will be considered on a case-by-case basis.
- Documentation must include a list of all medications currently being taken and all conditions currently being treated.
- All cases will be considered based upon supporting documentation and current standard of care.

For procedure codes D6010 and D6013 the following must be submitted:

- Full mouth radiographs or a diagnostic panorex including periapicals of site requesting dental implant(s).

Code	Description	Fee
<u>D6010</u>	Surgical placement of implant body (TOOTH) (PA REQUIRED) (POST OPERATIVE CARE: 90 DAYS) Full mouth radiographs or diagnostic panorex including periapicals of site requesting dental implant(s) must be provided.	\$1010.00
<u>D6013</u>	Surgical placement of mini implant (TOOTH) (PA REQUIRED) (POST OPERATIVE CARE: 90 DAYS)	\$505.00

For procedure codes D6055– D6057 the following must be submitted:

- Periapical radiograph of the integrated implant(s); and,
- Panorex or sufficient number of radiographs showing the complete arch and the placed implant(s)

Please see [Appendix II. Figure 1](#) for illustration of Implant-supported and Abutment-supported crowns and associated parts.

Code	Description	Fee
<u>D6055</u>	Connecting bar – implant supported or abutment supported (ARCH) (PA REQUIRED)	\$404.00
<u>D6056</u>	Prefabricated abutment – includes modification and placement (TOOTH) (PA REQUIRED)	\$404.00
<u>D6057</u>	Custom fabricated abutment – includes placement (TOOTH) (PA REQUIRED)	\$404.00

Policy and Procedure Codes

Dental Manual



Department
of Health

For procedure codes D6058 – D6067, D6094 the following must be submitted:

- Periapical radiograph of integrated implant with abutment
- Intra-oral photograph of healed abutment showing healthy gingiva

Code	Description	Fee
<u>D6058</u>	Abutment supported porcelain/ceramic crown (TOOTH) (PA REQUIRED)	\$808.00
<u>D6059</u>	Abutment supported porcelain fused to metal crown (high noble metal) (TOOTH) (PA REQUIRED)	\$808.00
<u>D6060</u>	Abutment supported porcelain fused to metal crown predominantly base metal) (TOOTH) (PA REQUIRED)	\$808.00
<u>D6061</u>	Abutment supported porcelain fused to metal crown (noble metal) (TOOTH) (PA REQUIRED)	\$808.00
<u>D6062</u>	Abutment supported cast metal crown (high noble metal) (TOOTH) (PA REQUIRED)	\$808.00
<u>D6063</u>	Abutment supported cast metal crown (predominately base metal) (TOOTH) (PA REQUIRED)	\$808.00
<u>D6064</u>	Abutment supported cast metal crown (noble metal) (TOOTH) (PA REQUIRED)	\$808.00
<u>D6065</u>	Implant supported porcelain/ceramic crown (TOOTH) (PA REQUIRED)	\$808.00
<u>D6066</u>	Implant supported crown - porcelain fused to high noble alloys (TOOTH) (PA REQUIRED)	\$808.00
<u>D6067</u>	Implant supported crown - high noble alloys (TOOTH) (PA REQUIRED)	\$808.00
D6081	Scaling and debridement of a single implant in the presence of mucositis, including inflammation, bleeding upon probing and increased pocket depths; includes cleaning on the implant surfaces, without flap entry and closure (TOOTH) (REPORT NEEDED) <ul style="list-style-type: none"> • This procedure is not performed in conjunction with D1110 or D4910. • Cannot bill for same date of service and same quadrant as D4341, D4342. 	(BR)
D6090	Repair of implant/abutment supported prosthesis (ARCH) (REPORT NEEDED)	(BR)
D6091	Replacement of replaceable part of semi-precision or precision attachment (male or female component) of implant/abutment supported prosthesis, per attachment (QUAD) (REPORT NEEDED)	(BR)
D6092	Re-cement or re-bond implant/abutment supported crown (TOOTH) (REPORT NEEDED)	(BR)
D6093	Re-cement or re-bond implant/abutment supported fixed partial denture (QUAD) (REPORT NEEDED)	(BR)
D6094	Abutment supported crown – titanium and titanium alloys (TOOTH) (PA REQUIRED)	\$808.00
D6096	Remove broken implant retaining screw (TOOTH) (REPORT NEEDED)	(BR)
D6100	Surgical removal of implant body (TOOTH) (REPORT NEEDED) (POST OPERATIVE CARE: 10 DAYS)	(BR)

For procedure codes D6101 – D6103 the following must be submitted:

- Pre-operative radiographic image of defect
- Detailed narrative
- Intra-oral photograph of defect area

Policy and Procedure Codes

Dental Manual



Department
of Health

Code	Description	Fee
<u>D6101</u>	Debridement of a peri-implant defect or defects surrounding a single implant, and surface cleaning of the exposed implant surfaces, including flap entry and closure (TOOTH) (PA REQUIRED) (POST OPERATIVE CARE: 30 DAYS)	\$252.50
<u>D6102</u>	Debridement and osseous contouring of a peri-implant defect or defects surrounding a single implant and includes surface cleaning of the exposed implant surfaces, including flap entry and closure (TOOTH) (PA REQUIRED) (POST OPERATIVE CARE: 30 DAYS)	\$404.00
<u>D6103</u>	Bone graft for repair of peri-implant defect – does not include flap entry and closure (TOOTH) (PA REQUIRED) (POST OPERATIVE CARE: 30 DAYS)	\$202.00
<u>D6104</u>	Bone graft at time of implant placement (TOOTH) (PA REQUIRED) (POST OPERATIVE CARE: 90 DAYS)	\$252.50

For procedure codes D6110 – D6113 the following must be submitted:

- Periapical radiograph of integrated implant(s) with abutment placed
- Intra-oral photo of healed abutment showing healthy gingiva

Note: Abutments/attachments are not included as part of removable complete and partial dentures (D6110, D6111, D6112, and D6113), and when used should be submitted as a separate procedure.

Please see [Appendix II, Figure 2](#) for an illustration of the implant/abutment supported removable denture for edentulous arch and semi-precision attachment placement.

Code	Description	Fee
<u>D6110</u>	Implant/abutment supported removable denture for edentulous arch-maxillary (PA REQUIRED)	\$1010.00
<u>D6111</u>	Implant/abutment supported removable denture for edentulous arch-mandibular (PA REQUIRED)	\$1010.00
<u>D6112</u>	Implant/abutment supported removable denture for partially edentulous arch-maxillary (PA REQUIRED)	\$909.00
<u>D6113</u>	Implant/abutment supported removable denture for partially edentulous arch-mandibular (PA REQUIRED)	\$909.00
D6190	Radiographic/surgical implant index, by report (ARCH) (REPORT NEEDED)	(BR)
<u>D6191</u>	Semi-precision abutment - placement (TOOTH) (PA REQUIRED) This procedure is the initial placement, or replacement, or a semi-precision abutment on the implant body.	\$202.00
<u>D6192</u>	Semi-precision attachment - placement (TOOTH) (PA REQUIRED) This procedure involves the luting of the initial, or replacement, semi-precision attachment to the removable prosthesis.	\$50.50
<u>D6193</u>	Replacement of an implant screw	\$45.00
D6199	Unspecified implant procedure, by report (REPORT NEEDED)	(BR)

Policy and Procedure Codes

Dental Manual



Department
of Health

The following procedure codes are a covered benefit only when associated with an implant or an implant-related service: D4245, D6106, D6107, D4266, D4267, D4273, D4275, D4277, D4278, D4283, D4285.

Code	Description	Fee
<u>D4245</u>	Apically positioned flap (TOOTH) (PA REQUIRED) (POST OPERATIVE CARE: 14 DAYS) Procedure is used to preserve keratinized gingiva in conjunction with osseous resection and second stage implant procedure. Procedure may also be used to preserve keratinized/attached gingiva during surgical exposure of labially impacted teeth and may be used during treatment of peri-implantitis.	\$126.25
<u>D6106</u>	Guided tissue regeneration – resorbable barrier, per implant (TOOTH) (PA REQUIRED) (POST OPERATIVE CARE: 14 DAYS) This procedure does not include flap entry and closure, or, when indicated, would debridement, osseous contouring, bone replacement grafts, and placement of biologic materials to aid in osseous regeneration. This procedure is used for per-implant defects and during implant placement.	\$126.25
<u>D6107</u>	Guided tissue regeneration – non-resorbable barrier, per implant (TOOTH) (PA REQUIRED) (POST OPERATIVE CARE: 14 DAYS) This procedure does not include flap entry and closure, or, when indicated, would debridement, osseous contouring, bone replacement grafts, and placement of biologic materials to aid in osseous regeneration. This procedure is used for per-implant defects and during implant placement	\$151.50
<u>D4266</u>	Guided tissue regeneration, natural teeth – resorbable barrier, per site (TOOTH) (PA REQUIRED) (POST OPERATIVE CARE: 14 DAYS) This procedure does not include flap entry and closure, or, when indicated, wound debridement, osseous contouring, bone replacement grafts, and placement of biologic materials to aid in osseous regeneration. This procedure can be used for periodontal defects around natural teeth.	\$126.25
<u>D4267</u>	Guided tissue regeneration, natural teeth – non-resorbable barrier, per site (TOOTH) (PA REQUIRED) (POST OPERATIVE CARE: 14 DAYS) This procedure does not include flap entry and closure, or, when indicated, wound debridement, osseous contouring, bone replacement grafts, and placement of biologic materials to aid in osseous regeneration. This procedure can be used for periodontal defects around natural teeth.	\$151.50
<u>D4273</u>	Autogenous connective tissue graft procedure (including donor and recipient surgical sites) first tooth, implant or edentulous tooth position in graft (TOOTH) (PA REQUIRED) (POST OPERATIVE CARE: 14 DAYS) There are two surgical sites. The recipient site utilizes a split thickness incision, retaining the overlapping flap of gingiva and/or mucosa. The connective tissue is dissected from a separate donor site leaving an epithelialized flap for closure.	\$303.00
<u>D4275</u>	Non-autogenous connective tissue graft (including recipient site and donor material) – first tooth, implant, or edentulous tooth position in graft (TOOTH) (PA REQUIRED) (POST OPERATIVE CARE: 14 DAYS)	\$404.00
<u>D4277</u>	Free soft tissue graft procedure (including recipient and donor surgical sites) first tooth, implant, or edentulous tooth position in graft (TOOTH) (PA REQUIRED) (POST OPERATIVE CARE: 14 DAYS) There is only a recipient surgical site utilizing split thickness incision, retaining the overlaying flap of gingiva and/or mucosa. A donor surgical site is not present.	\$404.00

Policy and Procedure Codes

Dental Manual



Department
of Health

<u>D4278</u>	Free soft tissue graft procedure (including recipient and donor surgical sites) each additional contiguous tooth, implant, or edentulous tooth position in same graft site (TOOTH) (PA REQUIRED) (POST OPERATIVE CARE: 14 DAYS) Used in conjunction with D4277.	\$303.00
<u>D4283</u>	Autogenous connective tissue graft procedure (including donor and recipient surgical sites) – each additional contiguous tooth, implant or edentulous tooth position in same graft site (TOOTH) (PA REQUIRED) (POST OPERATIVE CARE: 14 DAYS) Used in conjunction with D4273.	\$202.00
<u>D4285</u>	Non-autogenous connective tissue graft procedure (including recipient surgical site and donor material) – each additional contiguous tooth, implant or edentulous tooth position in same graft site. (TOOTH) (PA REQUIRED) (POST OPERATIVE CARE: 14 DAYS) Used in conjunction with D4275.	\$303.00

The following procedure codes are a covered benefit only when associated with an implant or an implant-related service: D7951, D7952, D7953.

Code	Description	Fee
<u>D7951</u>	Sinus augmentation with bone or bone substitutes via a lateral open approach (QUAD) (PA REQUIRED) (POST OPERATIVE CARE: 14 DAYS) The augmentation of the sinus cavity to increase alveolar height for reconstruction of edentulous portions of the maxilla. This procedure is performed via a lateral open approach. This includes obtaining the bone or bone substitutes. Placement of a barrier membrane if used should be reported separately.	\$808.00
<u>D7952</u>	Sinus augmentation with bone or bone substitutes via a vertical approach (QUAD) (PA REQUIRED) (POST OPERATIVE CARE: 14 DAYS) The augmentation of the sinus to increase alveolar height by vertical access through the ridge crest by raising the floor of the sinus and grafting as necessary. This includes obtaining the bone or bone substitutes.	\$808.00
<u>D7953</u>	Bone replacement graft for ridge preservation – per site (TOOTH) (PA REQUIRED) (POST OPERATIVE CARE: 10 DAYS) Graft is placed in an extraction or implant removal site at the time of the extraction or removal to preserve ridge integrity (e.g., clinically indicated in preparation for implant reconstruction or where alveolar contour is critical to planned prosthetic reconstruction). Does not include obtaining graft material. Membrane, if used should be reported separately.	\$252.50

IX. PROSTHODONTICS, FIXED D6200-D6999

Fixed bridgework that is supported by natural teeth or dental implants is generally considered beyond the scope of the NYS Medicaid program. The placement of a fixed prosthetic appliance will only be considered for the anterior segment of the mouth in those exceptional cases where there is a documented physical or neurological disorder that would preclude placement of a removable prosthesis, or in those cases requiring cleft palate stabilization. In cases other than for cleft palate stabilization, treatment would generally be limited to replacement of a single maxillary anterior tooth or replacement of two adjacent mandibular teeth. The fabrication of a fixed bridge is generally considered for members

Policy and Procedure Codes

Dental Manual



Department
of Health

with no recent caries activity (no initial restorations placed during the past year), no unrestored carious lesions, no significant periodontal bone loss in the same arch and no posterior tooth loss with replaceable space in the same arch. The replacement of a missing tooth or teeth with a fixed partial denture will not be approved under the Medicaid program when either no replacement or replacement with a removable partial denture could be considered appropriate based on Medicaid prosthetic guidelines.

For a member under the age of 21 or one whose pulpal anatomy precludes crown preparation of abutments without pulp exposure, acid etched cast bonded bridges ("Maryland Bridges") may be approved only for the replacement of a single missing maxillary anterior tooth, two adjacent missing maxillary anterior teeth, or two adjacent missing mandibular incisors. The same guidelines as previously listed apply. Abutments for resin bonded fixed partial dentures (i.e. "Maryland Bridges") should be billed using code D6545 and pontics using code D6251.

The materials used in the fabrication of a crown (e.g., all-metal, porcelain, ceramic, resin) is at the discretion of the provider. The crown fabricated must correctly match the procedure code approved on the Prior Approval.

Fixed Partial Denture Pontics

Code	Description	Fee
<u>D6210</u>	Pontic - cast high noble metal (TOOTH) (PA REQUIRED)	\$404.00
<u>D6211</u>	Pontic - cast predominately base metal (TOOTH) (PA REQUIRED)	\$404.00
<u>D6212</u>	Pontic - cast noble metal (TOOTH) (PA REQUIRED)	\$404.00
<u>D6214</u>	Pontic - titanium and titanium alloys (TOOTH) (PA REQUIRED)	\$404.00
<u>D6240</u>	Pontic - porcelain fused to high noble metal (TOOTH) (PA REQUIRED)	\$404.00
<u>D6241</u>	Pontic - porcelain fused to predominately base metal (TOOTH) (PA REQUIRED)	\$404.00
<u>D6242</u>	Pontic - porcelain fused to noble metal (TOOTH) (PA REQUIRED)	\$404.00
<u>D6243</u>	Pontic - porcelain fused to titanium and titanium alloys (TOOTH) (PA REQUIRED)	\$404.00
<u>D6245</u>	Pontic - porcelain/ceramic (TOOTH) (PA REQUIRED)	\$404.00
<u>D6250</u>	Pontic - resin with high noble metal (TOOTH) (PA REQUIRED)	\$404.00
<u>D6251</u>	Pontic - resin with predominately base metal (TOOTH) (PA REQUIRED) Limited to the pontics for resin bonded fixed partial dentures (i.e. "Maryland Bridges").	\$404.00
<u>D6252</u>	Pontic - resin with noble metal (TOOTH) (PA REQUIRED)	\$404.00

Fixed Partial Denture Retainers- Inlays/Onlays

Code	Description	Fee
<u>D6545</u>	Retainer - cast metal for resin bonded fixed prosthesis (TOOTH) (PA REQUIRED) Limited to abutment for resin bonded fixed partial dentures (i.e. "Maryland Bridges").	\$146.46

Fixed Partial Denture Retainers – Crowns

Code	Description	Fee
<u>D6720</u>	Retainer crown - resin with high noble metal (TOOTH) (PA REQUIRED)	\$505.00
<u>D6721</u>	Retainer crown - resin with predominately base metal (TOOTH) (PA REQUIRED)	\$505.00

Policy and Procedure Codes

Dental Manual



Department of Health

<u>D6722</u>	Retainer crown - resin with noble metal (TOOTH) (PA REQUIRED)	\$505.00
<u>D6740</u>	Retainer crown - porcelain/ceramic (TOOTH) (PA REQUIRED)	\$505.00
<u>D6750</u>	Retainer crown - porcelain fused to high noble metal (TOOTH) (PA REQUIRED)	\$505.00
<u>D6751</u>	Retainer crown - porcelain fused to predominantly base metal (TOOTH) (PA REQUIRED)	\$505.00
<u>D6752</u>	Retainer crown - porcelain fused to noble metal (TOOTH) (PA REQUIRED)	\$505.00
<u>D6753</u>	Retainer crown - porcelain fused to titanium and titanium alloys (TOOTH) (PA REQUIRED)	\$505.00
<u>D6780</u>	Retainer crown - $\frac{3}{4}$ cast high noble metal (TOOTH) (PA REQUIRED)	\$404.00
<u>D6781</u>	Retainer crown - $\frac{3}{4}$ cast predominately base metal (TOOTH) (PA REQUIRED)	\$404.00
<u>D6782</u>	Retainer crown - $\frac{3}{4}$ cast noble metal (TOOTH) (PA REQUIRED)	\$404.00
<u>D6783</u>	Retainer crown - $\frac{3}{4}$ porcelain/ceramic (TOOTH) (PA REQUIRED)	\$404.00
<u>D6784</u>	Retainer crown - $\frac{3}{4}$ titanium and titanium alloys (TOOTH) (PA REQUIRED)	\$404.00
<u>D6790</u>	Retainer crown - full cast high noble metal (TOOTH) (PA REQUIRED)	\$505.00
<u>D6791</u>	Retainer crown - full cast predominantly base metal (TOOTH) (PA REQUIRED)	\$505.00
<u>D6792</u>	Retainer crown - full cast noble metal (TOOTH) (PA REQUIRED)	\$505.00
<u>D6794</u>	Retainer crown - titanium and titanium alloys (TOOTH) (PA REQUIRED)	\$505.00

Other Fixed Partial Denture Services

Code	Description	Fee
D6930	Re-cement or re-bond fixed partial denture (QUAD)	\$45.45
D6980	Fixed partial denture repair necessitated by restorative material failure (QUAD) (REPORT NEEDED) For sectioning of a fixed partial denture, use procedure code D9120.	(BR)
D6999	Unspecified, fixed prosthodontic procedure, by report (REPORT NEEDED)	(BR)

X. ORAL AND MAXILLOFACIAL SURGERY D7000-D7999

For details regarding the "ORAL AND MAXILLOFACIAL SURGERY" codes that are associated with the implant and implant-related services benefit **ONLY** (D7951, D7953), see section [VIII. IMPLANTS](#).

All surgical procedures include the surgery and the follow-up care for the period indicated after the procedure description (e.g. (POST OPERATIVE CARE: 7 DAYS)). Necessary follow-up care beyond the listed period should be billed using codes D7999, D9110 or D9430.

When multiple surgical procedures are performed on the same quadrant or arch, the claim may be pended for professional review. When extensive multiple surgical procedures are performed at the same operative session, the total reimbursement requested will be evaluated on a case-by-case basis, with possible reduction or denial of one or more of the billed procedures. Removal of bilateral tori or bilateral impactions and multiple extractions performed at the same operative session are examples of exceptions due to the independence of the individual procedures.

Policy and Procedure Codes

Dental Manual



Department
of Health

When a provider performs surgical excision and removal of tumors, cysts and neoplasms, the extent of the procedure claimed must be supported by information in the member's record. This includes radiographic images, clinical findings, and operative and histopathologic reports. To expedite review and reimbursement, this material (except radiographs) should be submitted on **paper claims** for procedures that have no established fee and are priced "By Report."

If a change is needed or there exists a disagreement with a prior approval review and you would like to challenge a determination rendered by the DOH on an existing finalized prior approval, a request may be submitted with supporting documentation and a detailed report using a "Prior Approval Change Request Form". This form may be submitted pre-operatively or post-operatively. If the requested change is submitted post-operatively a copy of the treatment notes should be included with the request.

The Prior Approval Change Request Form can be found at the below link below or by calling eMedNY at 1-800-343-9000. [eMedNY: Information: Paper Forms](#).

Extractions (Includes Local Anesthesia, Suturing, if needed, and Routine Postoperative Care)

Code	Description	Fee
D7111	Extraction, coronal remnants – primary tooth (TOOTH)	\$35.35
D7140	Extraction, erupted tooth or exposed root (elevation and/or forceps removal) (TOOTH) (POST OPERATIVE CARE: 3 DAYS)	\$50.50
D7210	Extraction, erupted tooth requiring removal of bone and/or sectioning of tooth, and including elevation of mucoperiosteal flap if indicated (TOOTH) (POST OPERATIVE CARE: 10 DAYS) Includes related cutting of gingiva and bone, removal of tooth structure, minor smoothing of socket bone and closure. Prior approval is required if performed more than four (4) times within twelve (12) months from the date of the first surgical extraction (D7210).	\$85.85
<u>D7220</u>	Removal of impacted tooth - soft tissue (TOOTH) (PA REQUIRED) (POST OPERATIVE CARE: 10 DAYS)	\$101.00
<u>D7230</u>	Removal of impacted tooth - partially bony (TOOTH) (PA REQUIRED) (POST OPERATIVE CARE: 10 DAYS)	\$181.80
<u>D7240</u>	Removal of impacted tooth - completely bony (TOOTH) (PA REQUIRED) (POST OPERATIVE CARE: 10 DAYS)	\$303.00
D7241	Removal of impacted tooth - completely bony, with unusual surgical complications (TOOTH) (REPORT NEEDED) (POST OPERATIVE CARE: 30 DAYS)	(BR)
D7250	Removal of residual tooth roots (cutting procedure) (TOOTH) (POST OPERATIVE CARE: 10 DAYS) Includes cutting of soft tissue and bone, removal of tooth structure, and closure.	\$58.58

Other Surgical Procedures

Code	Description	Fee
D7260	Oroantral fistula closure (QUAD 10 or 20) (POST OPERATIVE CARE: 14 DAYS)	\$202.00
D7261	Primary closure of sinus perforation (QUAD 10 or 20) (POST OPERATIVE CARE: 14 DAYS)	\$202.00

Policy and Procedure Codes

Dental Manual



Department of Health

D7270	Tooth re-implantation and/or stabilization of accidentally evulsed or displaced tooth (TOOTH) (POST OPERATIVE CARE: 30 DAYS). Includes splitting and/or stabilization.	\$115.14
D7272	Tooth transplantation (includes re-implantation from one site to another and splinting and/or stabilization) (TOOTH) (POST OPERATIVE CARE: 30 DAYS)	\$151.50
D7280	Exposure of an unerupted tooth (TOOTH) (POST OPERATIVE CARE: 14 DAYS) An incision is made, and the tissue is reflected, and bone removed as necessary to expose the crown of an impacted tooth not intended to be extracted.	\$292.90
D7283	Placement of device to facilitate eruption of impacted tooth (TOOTH) (POST OPERATIVE CARE: 14 DAYS) Report the surgical exposure separately using D7280.	\$50.50
D7285	Incisional Biopsy of oral tissue - hard (bone, tooth) (REPORT NEEDED) (POST OPERATIVE CARE: 30 DAYS) For partial removal of specimen only. This procedure does not entail an excision. Claims must be submitted on paper with a copy of the operative report, including the description and location of the lesion and pathology report.	\$105.04
D7286	Incisional Biopsy of oral tissue – soft (REPORT NEEDED) (POST OPERATIVE CARE: 30 DAYS) This procedure does not entail an excision. Claims must be submitted on paper with a copy of the operative report, including the description and location of the lesion and pathology report.	\$84.84
D7290	Surgical repositioning of teeth (TOOTH) (PA REQUIRED) (POST OPERATIVE CARE: 60 DAYS)	\$146.45

Alveoloplasty - Preparation of Ridge

Code	Description	Fee
D7310	Alveoloplasty in conjunction with extractions – four or more teeth or tooth spaces, per quadrant (QUAD) (POST OPERATIVE CARE: 14 DAYS) This procedure will be reimbursed when additional surgical procedures above and beyond the removal of the teeth are required to prepare the ridge for dentures. Not reimbursable in addition to surgical extractions in the same quadrant. Claims should be submitted on the same invoice as extractions to expedite review.	\$70.70
D7311	Alveoloplasty in conjunction with extractions – one to three teeth or tooth spaces, per quadrant (QUAD) (POST OPERATIVE CARE: 14 DAYS) This procedure will be reimbursed when additional surgical procedures above and beyond the removal of the teeth are required to prepare the ridge for dentures. Not reimbursable in addition to surgical extractions in the same quadrant. Claims should be submitted on the same invoice as extractions to expedite review.	\$50.50
D7320	Alveoloplasty not in conjunction with extractions – four or more teeth or tooth spaces, per quadrant (QUAD) (POST OPERATIVE CARE: 14 DAYS) The fee for each quadrant includes the recontouring of both osseous and soft tissues in that quadrant. Will not be reimbursed in conjunction with procedure code D7310 in the same quadrant.	\$116.15
D7321	Alveoloplasty not in conjunction with extractions – one to three or tooth spaces, per quadrant (QUAD) (POST OPERATIVE CARE: 14 DAYS)	\$75.75

Policy and Procedure Codes

Dental Manual



Department
of Health

	The fee for each quadrant includes the recontouring of both osseous and soft tissues in that quadrant. Will not be reimbursed in conjunction with procedure code D7311 in the same quadrant.	
--	--	--

Vestibuloplasty

Vestibuloplasty may be approved when a denture could not otherwise be worn.

Code	Description	Fee
<u>D7340</u>	<u>Vestibuloplasty - ridge extension (secondary epithelialization) (ARCH) (PA REQUIRED) (POST OPERATIVE CARE: 60 DAYS)</u>	\$303.00
<u>D7350</u>	<u>Vestibuloplasty - ridge extension (including soft tissue grafts, muscle reattachment, revision of soft tissue attachment and management of hypertrophied and hyperplastic tissue) (ARCH) (PA REQUIRED) (POST OPERATIVE CARE: 60 DAYS)</u>	\$404.00

Excision of Soft Tissue Lesions (Includes Non-Odontogenic Cysts)

All claims for D7410, D7411, and D7412, must be submitted with a copy of the operative report and all claims for D7413, D7414, and D7415 must be submitted with a copy of the pathology and operative report(s). All operative reports must include a description of the lesion and its location.

Code	Description	Fee
<u>D7410</u>	<u>Excision of benign lesion up to 1.25 cm (REPORT NEEDED) (POST OPERATIVE CARE: 30 DAYS)</u>	\$102.01
<u>D7411</u>	<u>Excision of benign lesion greater than 1.25cm (REPORT NEEDED) (POST OPERATIVE CARE: 60 DAYS)</u>	(BR)
<u>D7412</u>	<u>Excision of benign lesion complicated (REPORT NEEDED) (POST OPERATIVE CARE: 60 DAYS)</u>	(BR)
<u>D7413</u>	<u>Excision of malignant lesion up to 1.25cm (REPORT NEEDED) (POST OPERATIVE CARE: 30 DAYS)</u>	(BR)
<u>D7414</u>	<u>Excision of malignant lesion greater than 1.25cm (REPORT NEEDED) (POST OPERATIVE CARE: 60 DAYS)</u>	(BR)
<u>D7415</u>	<u>Excision of malignant lesion complicated (REPORT NEEDED) (POST OPERATIVE CARE: 60 DAYS)</u>	(BR)

Excision of Intra-Osseous Lesions

Claims must be submitted with a copy of the pathology and operative report(s) and must include a description of the lesion and its location. Reimbursement for routine or surgical extractions includes removal of tooth, soft tissue associated with the root and curettage of the socket. Periapical granulomas at the apex of decayed teeth will not be separately reimbursed in addition to the tooth extraction.

Code	Description	Fee
<u>D7440</u>	<u>Excision of malignant tumor - lesion diameter up to 1.25 cm (QUAD) (REPORT NEEDED) (POST OPERATIVE CARE: 30 DAYS)</u>	(BR)
<u>D7441</u>	<u>Excision of malignant tumor -lesion greater than 1.25 cm (QUAD) (REPORT NEEDED) (POST OPERATIVE CARE: 60 DAYS)</u>	(BR)
<u>D7450</u>	<u>Removal of benign odontogenic cyst or tumor-lesion diameter up to 1.25 cm (QUAD) (REPORT NEEDED) (POST OPERATIVE CARE: 30 DAYS)</u>	\$85.57

Policy and Procedure Codes

Dental Manual



Department
of Health

D7451	Removal of benign odontogenic cyst or tumor-lesion greater than 1.25 cm (QUAD) (REPORT NEEDED) (POST OPERATIVE CARE: 60 DAYS)	(BR)
D7460	Removal of benign nonodontogenic cyst or tumor - lesion diameter up to 1.25 cm (QUAD) (REPORT NEEDED) (POST OPERATIVE CARE: 30 DAYS)	\$102.01
D7461	Removal of benign nonodontogenic cyst or tumor – greater than 1.25 cm (QUAD) (REPORT NEEDED) (POST OPERATIVE CARE: 30 DAYS)	(BR)
D7465	Destruction of lesion(s) by physical or chemical methods, by report (REPORT NEEDED) (POST OPERATIVE CARE: 60 DAYS)	(BR)

Excision of Bone Tissue

Code	Description	Fee
D7471	Removal of lateral exostosis (maxilla or mandible) (QUAD) (REPORT NEEDED) (POST OPERATIVE CARE: 21 DAYS)	(BR)
D7472	Removal of torus palatinus (REPORT NEEDED) (POST OPERATIVE CARE: 21 DAYS)	(BR)
D7473	Removal of torus mandibularis (QUAD 30 or 40) (REPORT NEEDED) (POST OPERATIVE CARE: 21 DAYS)	(BR)
D7485	Reduction of osseous tuberosity (QUAD 10 or 20) (REPORT NEEDED) (POST OPERATIVE CARE: 21 DAYS)	(BR)
D7490	Radical resection of maxilla or mandible (ARCH) (REPORT NEEDED) (POST OPERATIVE CARE: 180 DAYS)	(BR)

Surgical Incision

Reimbursement for incision and drainage procedures includes both the insertion and the removal of all drains.

Code	Description	Fee
D7510	Incision and drainage of abscess – intraoral soft tissue (QUAD) (POST OPERATIVE CARE: 10 DAYS) (REPORT NEEDED)	\$70.70
D7511	Incision and drainage of abscess – intraoral soft tissue – complicated (includes drainage of multiple fascial spaces) (QUAD) (REPORT NEEDED)	(BR)
D7520	Incision and drainage of abscess – extraoral soft tissue (QUAD) (POST OPERATIVE CARE: 21 DAYS) (REPORT NEEDED)	\$141.40
D7521	Incision and drainage of abscess – extraoral soft tissue – complicated (includes drainage of multiple fascial spaces) (QUAD) (REPORT NEEDED)	(BR)
D7530	Removal of foreign body from mucosa, skin, or subcutaneous alveolar tissue (QUAD) (REPORT NEEDED) (POST OPERATIVE CARE: 21 DAYS)	(BR)
D7540	Removal of reaction-producing foreign bodies – musculoskeletal system (QUAD) (REPORT NEEDED) (POST OPERATIVE CARE: 90 DAYS) The report must include a description of the foreign body and its location.	(BR)
D7550	Partial ostectomy / sequestrectomy for removal of non-vital bone (QUAD) (REPORT NEEDED) (POST OPERATIVE CARE: 90 DAYS) The report must include a description of the surgical site.	(BR)
D7560	Maxillary sinusotomy for removal of tooth fragment or foreign body (QUAD) (REPORT NEEDED) (POST OPERATIVE CARE: 60 DAYS) Includes closure of oroantral communication when performed concurrently.	\$439.35

Treatment of Closed Fracture

Policy and Procedure Codes

Dental Manual



Department
of Health

Code	Description	Fee
D7610	Maxilla - open reduction (teeth immobilized if present) (REPORT NEEDED) (POST OPERATIVE CARE: 90 DAYS)	\$1,171.60
D7620	Maxilla - closed reduction (teeth immobilized if present) (REPORT NEEDED) (POST OPERATIVE CARE: 90 DAYS)	\$439.35
D7630	Mandible - open reduction (teeth immobilized if present) (REPORT NEEDED) (POST OPERATIVE CARE: 90 DAYS)	\$1,318.05
D7640	Mandible - closed reduction (teeth immobilized if present) (REPORT NEEDED) (POST OPERATIVE CARE: 90 DAYS)	\$439.35
D7650	Malar and/or zygomatic arch - open reduction (REPORT NEEDED) (POST OPERATIVE CARE: 90 DAYS)	\$732.25
D7660	Malar and/or zygomatic arch - closed reduction (REPORT NEEDED) (POST OPERATIVE CARE: 90 DAYS)	(BR)
D7670	Alveolus - closed reduction, may include stabilization of teeth (REPORT NEEDED) (POST OPERATIVE CARE: 60 DAYS)	\$205.03
D7671	Alveolus - open reduction, may include stabilization of teeth (REPORT NEEDED) (POST OPERATIVE CARE: 90 DAYS)	(BR)
D7680	Facial bones – complicated reduction with fixation and multiple surgical approaches (REPORT NEEDED) (POST OPERATIVE CARE: 90 DAYS)	(BR)

Treatment of Open Fractures

Reimbursement for codes D7710-D7740 includes splint fabrication when necessary.

Code	Description	Fee
D7710	Maxilla – open reduction (REPORT NEEDED) (POST OPERATIVE CARE: 90 DAYS)	(BR)
D7720	Maxilla - closed reduction (REPORT NEEDED) (POST OPERATIVE CARE: 90 DAYS)	\$585.80
D7730	Mandible - open reduction (REPORT NEEDED) (POST OPERATIVE CARE: 90 DAYS)	(BR)
D7740	Mandible - closed reduction (REPORT NEEDED) (POST OPERATIVE CARE: 90 DAYS)	\$585.80
D7750	Malar and/or zygomatic arch - open reduction (REPORT NEEDED) (POST OPERATIVE CARE: 90 DAYS)	(BR)
D7760	Malar and/or zygomatic arch - closed reduction (REPORT NEEDED) (POST OPERATIVE CARE: 90 DAYS)	(BR)
D7770	Alveolus – open reduction stabilization of teeth (REPORT NEEDED) (POST OPERATIVE CARE: 90 DAYS)	(BR)
D7771	Alveolus - closed reduction stabilization of teeth (REPORT NEEDED) (POST OPERATIVE CARE: 90 DAYS)	(BR)
D7780	Facial bones – complicated reduction with fixation and multiple approaches (REPORT NEEDED) (POST OPERATIVE CARE: 90 DAYS)	(BR)

Reduction of Dislocation and Management of Other Temporomandibular Joint Dysfunctions

Routine services for treatment of temporomandibular joint, myofascial pain and related disorders are generally considered beyond the scope of the program. Reimbursement for temporomandibular joint dysfunctions will be permitted only in the specific conditions wherein a definitive diagnosis corroborates necessary treatment. Appropriate documentation (e.g., operative report, procedure description) should accompany all claims as attachments.

Code	Description	Fee
------	-------------	-----

Policy and Procedure Codes

Dental Manual



Department
of Health

D7810	Open reduction of dislocation (REPORT NEEDED) (POST OPERATIVE CARE: 90 DAYS)	\$1464.50
D7820	Closed reduction of dislocation (REPORT NEEDED) (POST OPERATIVE CARE: 7 DAYS)	\$141.40
D7830	Manipulation under anesthesia (REPORT NEEDED) (POST OPERATIVE CARE: 7 DAYS)	\$175.74
D7840	Condylectomy (REPORT NEEDED) (POST OPERATIVE CARE: 90 DAYS)	\$1757.40
D7850	Surgical discectomy; with/without implant (POST OPERATIVE CARE: 90 DAYS)	\$878.70
D7852	Disc repair (REPORT NEEDED) (POST OPERATIVE CARE: 90 DAYS)	\$1,054.44
D7854	Synovectomy (REPORT NEEDED) (POST OPERATIVE CARE: 90 DAYS)	\$820.12
D7856	Myotomy (REPORT NEEDED) (POST OPERATIVE CARE: 90 DAYS)	(BR)
D7858	Joint reconstruction (REPORT NEEDED) (POST OPERATIVE CARE: 120 DAYS)	\$2,929.00
D7860	Arthrotomy (REPORT NEEDED) (POST OPERATIVE CARE: 90 DAYS)	\$878.70
D7865	Arthroplasty (REPORT NEEDED) (POST OPERATIVE CARE: 90 DAYS)	\$2,050.30
D7870	Arthrocentesis (REPORT NEEDED) (POST OPERATIVE CARE: 7 DAYS)	\$117.16
D7872	Arthroscopy - diagnosis, with/without biopsy (REPORT NEEDED) (POST OPERATIVE CARE: 14 DAYS)	\$732.25
D7873	Arthroscopy: lavage and lysis of adhesions (REPORT NEEDED) (POST OPERATIVE CARE: 30 DAYS)	\$732.25
D7874	Arthroscopy: disc repositioning and stabilization (REPORT NEEDED) (POST OPERATIVE CARE: 60 DAYS)	\$1,054.44
D7875	Arthroscopy: synovectomy (REPORT NEEDED) (POST OPERATIVE CARE: 60 DAYS)	\$1,054.44
D7876	Arthroscopy: discectomy (REPORT NEEDED) (POST OPERATIVE CARE: 60 DAYS)	\$1,054.44
D7877	Arthroscopy: debridement (REPORT NEEDED) (POST OPERATIVE CARE: 60 DAYS)	\$1,054.44
D7880	Occlusal orthotic appliance, by report (REPORT NEEDED) (POST OPERATIVE CARE: 10 DAYS) Reimbursable only when performed in conjunction with a covered surgical procedure. Not used for "night guards", "occlusal guards", bruxism appliances, or other TMJ appliances.	(BR)
D7899	Unspecified TMD therapy, by report (REPORT NEEDED)	(BR)

Repair of Traumatic Wounds

Excludes closure of surgical incisions.

Code	Description	Fee
D7910	Suture of recent small wounds up to 5 cm (REPORT NEEDED) (POST OPERATIVE CARE: 14 DAYS)	\$101.00

Complicated Suturing (Reconstruction Requiring Delicate Handling of Tissues and Wide Undermining for Meticulous Closure)

Excludes closure of surgical incisions. Utilized in situations requiring unusual and time-consuming techniques of repair to obtain the maximum functional and cosmetic result. The extent of the procedure claimed must be supported by information in the operative report.

Code	Description	Fee
D7911	Complicated suture - up to 5 cm (REPORT NEEDED) (POST OPERATIVE CARE: 30 DAYS)	\$126.25
D7912	Complicated suture - greater than 5 cm, (REPORT NEEDED) (POST OPERATIVE CARE: 60 DAYS)	(BR)

Policy and Procedure Codes

Dental Manual



Department
of Health

Other Repair Procedures

Code	Description	Fee
D7920	Skin graft (identify defect covered, location and type of graft) (REPORT NEEDED) (POST OPERATIVE CARE: 90 DAYS)	(BR)
D7940	Osteoplasty - for orthognathic deformities (REPORT NEEDED) (POST OPERATIVE CARE: 90 DAYS) Use to report genioplasty.	(BR)
D7941	Osteotomy - mandibular rami (REPORT NEEDED) (POST OPERATIVE CARE: 90 DAYS)	\$1,464.50
D7943	Osteotomy - mandibular rami with bone graft; includes obtaining the graft (REPORT NEEDED) (POST OPERATIVE CARE: 90 DAYS)	\$2,196.75
D7944	Osteotomy - segmented or subapical (REPORT NEEDED) (POST OPERATIVE CARE: 90 DAYS)	\$1171.60
D7945	Osteotomy - body of mandible (REPORT NEEDED) (POST OPERATIVE CARE: 90 DAYS)	\$1113.02
D7946	LeFort I (maxilla-total) (REPORT NEEDED) (POST OPERATIVE CARE: 90 DAYS)	\$2,196.75
D7947	LeFort I (maxilla-segmented) (REPORT NEEDED) (POST OPERATIVE CARE: 90 DAYS) When reporting a surgically assisted palatal expansion without downfracture, this code would entail a reduced service and should be "by report" using procedure code D7999.	\$2,929.00
D7948	LeFort II or LeFort III (osteoplasty of facial bones for midface hyperplasia or retrusion) - without bone graft (REPORT NEEDED) (POST OPERATIVE CARE: 90 DAYS)	\$2,929.00
D7949	LeFort II or LeFort III with bone graft (REPORT NEEDED) (POST OPERATIVE CARE: 90 DAYS)	\$3,514.80
D7950	Osseous, osteoperiosteal, or cartilage graft of the mandible or maxilla - autogenous or nonautogenous, by report (REPORT NEEDED) (POST OPERATIVE CARE: 90 DAYS)	(BR)

Frenectomy, frenuloplasty, and frenulectomy requirements:

- The treating provider must keep detailed documentation describing the need for this service, including symptoms, diagnosis, and pretreatment photographs in the treatment record.
- The treating provider must keep any referral/collaborative care notes from the pediatrician or lactation consultant, if applicable in the treatment record.
- When being performed on an infant, the treating provider must provide a report to the member's pediatrician.
- An appropriate ICD-10 diagnostic code must appear on the claim.

D7961	Buccal / labial frenectomy (frenulectomy) (ARCH) (REPORT NEEDED) (POST OPERATIVE CARE: 14 DAYS) Removal or release of mucosal and muscle elements of a buccal/labial frenum that is associated with a pathological condition or interferes with proper oral development or treatment.	\$191.90
D7962	Lingual frenectomy (frenulectomy) (ARCH) (REPORT NEEDED) (POST OPERATIVE CARE: 14 DAYS) Removal or release of mucosal and muscle elements of a lingual frenum that is associated with a pathological condition or interferes with proper oral development or treatment.	\$191.90
D7970	Excision of hyperplastic tissue- per arch (ARCH) (REPORT NEEDED) (POST OPERATIVE CARE: 14 DAYS)	\$151.50

Policy and Procedure Codes

Dental Manual



Department
of Health

D7971	Excision of pericoronal gingiva (TOOTH) (REPORT NEEDED) (POST OPERATIVE CARE: 10 DAYS) All claims will be pended for professional review.	\$60.60
D7972	Surgical reduction of fibrous tuberosity (QUAD) (REPORT NEEDED) (POST OPERATIVE CARE: 14 DAYS)	(BR)
D7980	Surgical sialolithotomy (POST OPERATIVE CARE: 14 DAYS)	\$292.90
D7981	Excision of salivary gland, by report (REPORT NEEDED) (POST OPERATIVE CARE: 30 DAYS)	(BR)
D7982	Sialodochoplasty (REPORT NEEDED) (POST OPERATIVE CARE: 30 DAYS)	\$834.26
D7983	Closure of salivary fistula (REPORT NEEDED) (POST OPERATIVE CARE: 30 DAYS)	(BR)
D7990	Emergency tracheotomy	\$732.25
D7991	Coronoidectomy (REPORT NEEDED) (POST OPERATIVE CARE: 60 DAYS)	\$556.51
D7997	Appliance removal (not by dentist who placed appliance), includes removal of archbar (REPORT NEEDED) (POST OPERATIVE CARE: 14 DAYS) Not for removal of orthodontic appliances. Includes both arches, if necessary.	(BR)
D7998	Intraoral placement of a fixation device not in conjunction with a fracture (REPORT NEEDED) Includes both arches, if necessary.	(BR)
D7999	Unspecified oral surgical procedure, by report (REPORT NEEDED)	(BR)

XI. ORTHODONTICS D8000-D8999

ELIGIBILITY

Eligibility is limited to members who:

1. are under 21 years of age;
2. meet financial standards for Medicaid eligibility; and,
3. exhibit a **SEVERE PHYSICALLY HANDICAPPING MALOCCLUSION**.

Orthodontic care for severe physically handicapping malocclusions is a once in a lifetime benefit that will be reimbursed for an eligible member for a maximum of three years of active orthodontic care, plus one year of retention care. Retreatment for relapsed cases is not a covered service. Treatment must be approved, and active therapy begun (appliances placed and activated) prior to the member's 21st birthday. Treatment of cleft palate or approved orthognathic surgical cases may be approved after the age of 21 or for additional treatment time.

With the exception of D8210, D8220 and D8999, orthodontic care is reimbursable only when provided by an orthodontist or an Article 28 facility which have met the qualifications of the DOH and are enrolled with the appropriate specialty code.

PRIOR APPROVAL

The following orthodontic procedures codes **require** prior approval:

D8010*, **D8020***, **D8030**, **D8040**, **D8070**, **D8080**, **D8090**, **D8670**, and **D8680**

The following documentation must be submitted along with the prior approval request:

Policy and Procedure Codes

Dental Manual



Department
of Health

- Pages 1 and 2 of the completed and signed "Handicapping Labio-Lingual (HLD) Index Report". The HLD Index Report is available on the internet at:
https://www.emedny.org/ProviderManuals/Dental/PDFS/HLD_Index_NY.pdf
- A panoramic and/or mounted full mouth series of intra-oral radiographic images;
- A cephalometric radiographic image with teeth in centric occlusion and cephalometric analysis / tracing;
- Photographs of frontal and profile views;
- Intra-oral photographs depicting right and left occlusal relationships as well as an anterior view;
- Maxillary and mandibular occlusal photographs;
- Photos of articulated models can be submitted optionally (*Do **NOT** send stone casts*).

***Note:** A HLD index report is not required for procedure codes D8010 and D8020 as they are primarily intended and utilized for interceptive orthodontic treatment.

Please see [Appendix 2, Figure 3](#) for malocclusion orthodontic illustrations.

Subjective statements submitted by the provider or others must be substantiated by objective documentation such as photographs, radiographic images, credible medical documentation, etc. verifying the nature and extent of the severe physical handicapping malocclusion. **Requests where there is significant disparity between the subjective documentation (e.g. HLD index report and narrative) and objective documentation (e.g. photographs and/or radiographic images) will be returned for clarification without review.**

Requests for continuation of orthodontic treatment which was begun without prior approval from the DOH or a NYS Medicaid Managed Care Plan will be evaluated using the same criteria and guidelines to determine if a severe physically handicapping malocclusion currently exists. A completed HLD index report based on the current dentition, and all of the required documentation (listed above) must be submitted along with the prior approval request. If continuation of treatment is denied, debanding and retention might be approvable using procedure code D8695.

Orthognathic Surgical Cases with Comprehensive Orthodontic Treatment

- Members must be at least 15 years of age for case consideration;
- The surgical consult, complete treatment plan and approval for surgical treatment (if necessary) must be included with the request for orthodontic treatment;
- Prior approval and documentation requirements are the same as those for comprehensive treatment;
- A statement signed by the parent/guardian and member that they understand and accept the proposed treatment, both surgical and orthodontic, and understand that approval for orthodontic treatment is contingent upon completion of the surgical treatment.

LIMITED EXTENDED COVERAGE

Regardless of whether the dental benefit is administered through Managed Care or through fee-for-service, when eligibility is lost after active orthodontic treatment has been initiated, fee-for-service Medicaid will provide for up to:

- Two (2) quarterly payments; or,
- One (1) quarterly payment and retention; or,
- Retention alone.

The treating orthodontist may decide to complete active treatment (including retention care), initiate retention care to preserve current status, or remove the appliances in cases of minimal progress during active therapy. At least thirty (30) days of treatment must have been provided following the loss of eligibility. When billing for the limited extended coverage, submit a paper claim **to eMedNY** using procedure code D8999, the last date of eligibility as the date of service and identify the stage of treatment when eligibility was lost (e.g., 2nd quarter of second year; 1st quarter of third

Policy and Procedure Codes

Dental Manual



Department
of Health

year, etc.). The maximum benefit for limited extended coverage is only payable one (1) time during the course of orthodontic treatment.

If approval for orthodontic treatment was issued through Medicaid Managed Care (MMC) a copy of the authorization for treatment and remittance statement(s) must also be included. Only those cases previously approved for comprehensive orthodontic treatment (D8070, D8080, or D8090) in which appliances have been placed and activated are eligible for the "Limited Extended Coverage" benefit. Claims for the "Limited Extended Coverage" benefit MUST be submitted within 9 months of the loss of eligibility. Claims submitted for payment beyond that time range will be subject to denial.

CONTINUATION OF ACTIVE ORTHODONTIC TREATMENT WHEN THE MEMBER'S MEDICAID COVERAGE CHANGES

When a member undergoing active orthodontic treatment that was authorized by MMC Plan (or their vendor) has coverage changed to fee-for-service Medicaid, a prior approval for continued treatment is required from the fee-for-service program. In such cases, providers must adhere to the original treatment time authorized by MMC Plans. A prior approval request for continuation of orthodontic care (D8670) should be submitted to eMedNY with the following documentation:

- A copy of the original Medicaid Managed Care Plan authorization or approval for comprehensive orthodontic treatment;
- A copy of the remittance statement from the Medicaid Managed Care Plan;
- All pre-treatment records and recent progress photographs depicting the current dentition; and,
- A brief narrative describing the services already rendered (e.g. Initial placement of orthodontic appliances and two quarters of D8670 have been paid by Healthplex).

Again, orthodontic coverage for procedure codes D8670 and D8680 is subject to the member's eligibility. If a member's coverage is changed back to managed care a request for these orthodontic services will need to be submitted to the member's Managed Care Plan.

The total fee-for-service reimbursement amount for active treatment will not exceed the maximum fees listed in the Dental Fee Schedule.

CONTINUATION OF ACTIVE ORTHODONTIC TREATMENT FOR CHILDREN WHEN THEIR DOMICILE CHANGES

When there is a change in the domicile of a member in mid-treatment, a continuation of active orthodontic treatment may be required with a new orthodontist who participates in the NYS Medicaid Orthodontic program (FFS and MMC plan). It is desirable and recommended to continue and finish the active orthodontic treatment utilizing the existing functional orthodontic appliances. In a situation when the new orthodontist cannot continue the active orthodontic treatment with the existing orthodontic appliances due to multiple missing brackets and/or different treatment plans, then a detailed narrative substantiating the need for new orthodontic appliances must be submitted with a prior approval request.

A prior approval request for continuation of orthodontic care (D8670) should be submitted to either eMedNY (for FFS members) or to the member's Medicaid Managed Care Plan (or their vendors) with the following documentation:

- Current orthodontic records depicting the current dentition, and treatment plan indicating the **anticipated length** of active orthodontic treatment.
- AAO (American Association of Orthodontists) Transfer Form.

MEDICAID MEMBERS CANNOT BE BILLED

By enrolling in the Medicaid program, a provider agrees to accept payment under the Medicaid program as payment in full for services rendered. There is no separate billing for the replacement of broken appliances such as bands, brackets or arch wires.

Policy and Procedure Codes

Dental Manual

Medicaid payment for orthodontic services represents payment in full for the entire treatment protocol, regardless of the type of appliances used. **Separately billing the member for any portion of orthodontic treatment is prohibited.**

Orthodontists must offer Medicaid members the same treatment options offered to the majority of patients in the provider's practice with similar treatment needs (e.g., orthodontists may not restrict Medicaid members to metal brackets if non-Medicaid patients are routinely provided other types of devices (e.g. bonded "clear" brackets, "Damon"® brackets, clear appliance therapy, bite plates or removable appliances) and may not charge Medicaid members for the use of these other techniques and/or devices.

Reimbursement for orthodontic services includes the placement and **removal** of all appliances and brackets. Should it become necessary to remove the bands due to non-compliance or elective discontinuation of treatment by the provider, parent, guardian or member the appliance(s) must be removed at no additional charge to either the member, family or Medicaid.

DISCONTINUATION OF TREATMENT

In cases where treatment is discontinued, a "Release from Treatment" form **must** be provided by the dental office which documents the date and the reason for discontinuing care. The release form must be reviewed and signed by the parent/guardian and member. The "Release from Treatment" form must indicate that all those involved understand future orthodontic treatment will **not be covered** by Medicaid. A copy **must** be sent to NYSDOH OHIP Bureau of Dental Review.

New York State Department of Health, Office of Health Insurance Programs Bureau of Dental Review

One Commerce Plaza, Room 1206
Albany, NY 12260

Behavior Not Conducive to Favorable Treatment Outcomes

It is the expectation that the case selection process for orthodontic treatment take into consideration the member's ability over the course of treatment to:

- Tolerate orthodontic treatment;
- Comply with necessary instructions for home care (e.g., wear elastics, headgear, removable appliance, etc.)
- Keep multiple appointments over several years;
- Maintain an oral hygiene regimen;
- Be cooperative and complete all needed preventive and treatment visits.

If it is determined that the member is exhibiting non-compliant behavior (e.g. multiple missed orthodontic and general dental appointments, continued poor oral hygiene, and/or failure to maintain the appliances and/or untreated dental disease) a letter **must** be sent to the parent/guardian that documents the factors of concern and the corrective actions needed and that failure to comply can result in discontinuation of treatment. A copy **must** be sent to the DOH.

If orthodontic treatment is discontinued for cause, the parent/guardian and/or patient must sign a statement indicating they understand treatment is being discontinued prior to completion; the reason(s) for discontinuation of treatment; and, that it will jeopardize their ability to have further orthodontic treatment provided through the NYS Medicaid Program. The treating orthodontist must make reasonable provisions to provide necessary treatment during the transition of care to another provider or for debanding. In a situation when all reasonable attempts to contact the patient and/or their parent are unsuccessful, orthodontic treatment may be discontinued without a patient/parent's

Policy and Procedure Codes

Dental Manual

signature. Any attempts to reach the patient should be documented in the patient's record. Terminating a doctor patient relationship is a medico-legal issue; therefore, the treating orthodontist should seek an appropriate legal counsel at their own discretion.

All approved courses of comprehensive orthodontic treatment must be concluded in a manner acceptable to the DOH and the DOH must be notified. Appropriate means of concluding treatment include:

- Successful completion of treatment and the issuance of a prior approval by the DOH for debanding and/or retention;
- Notification that treatment is being discontinued for cause and that the parent/guardian and/or member have been appropriately notified, or;
- Loss of eligibility and utilization of the "Limited Extended Coverage" benefit to conclude treatment.

Treatment must continue to a point satisfactory to the DOH, regardless of the length of time treatment is required and even if all Medicaid benefits have been exhausted, without charge to the NYS Medicaid Program, the member or family. **Failure to conclude treatment in an acceptable manner can result in the recovery of the entire cost of the complete course of treatment.**

"BY REPORT" CODES THAT ARE ALSO "PA OPTIONAL"

For those procedures listed in this manual and/ or on the Dental Fee Schedule without a published fee (D8210 and D8220) **and** are listed as both "(REPORT NEEDED, PA OPTIONAL)":

- Procedures can be reviewed for appropriateness and tentatively priced before treatment is initiated by submitting a prior approval request.

- OR -

- Procedures can be priced after treatment without prior approval as a "By Report" based on documentation submitted with the claim substantiating a qualifying physically handicapping malocclusion.

ORTHODONTIC RECORDS TAKEN THAT ARE NOT REQUIRED BY DOH ARE NOT REIMBURSABLE

Any records taken at the discretion of the provider cannot be charged to the NYS Medicaid Program, the member or family.

The NYS Medicaid Program will reimburse for those services that are medically necessary, are an integral part of the actual treatment, or that are required by the Department. Orthodontic records taken solely for the provider's records, such as photographs (D0350), diagnostic casts/study models (D0470), and radiographic images (including a FMS (D0210), panoramic (D0330) and cephalometric (D0340)) and are **not required by the Department** will be considered part of the reimbursement for the comprehensive orthodontic treatment and are **not payable separately**. The provider can take these records as part of the treatment records, but they cannot charge the NYS Medicaid Program, the member or family. Payment may be considered on an exceptional basis if there is documentation of medical necessity.

LIMITED ORTHODONTIC TREATMENT

Orthodontic treatment utilizing any therapeutic modality with a limited objective or scale of treatment. Treatment may occur in any stage of dental development or dentition.

The objective may be limited by:

- not involving the entire dentition.
- not attempting to address the full scope of the existing or developing orthodontic problem.
- mitigating an aspect of a greater malocclusion (i.e., crossbite, overjet, overbite, arch length, anterior alignment, one phase of multi-phase treatment, treatment prior to the permanent dentition, etc.).
- a decision to defer or forego comprehensive treatment.

Policy and Procedure Codes

Dental Manual

The submitted records must demonstrate a physically handicapping malocclusion indicating the need for limited orthodontic treatment. Procedure codes for limited orthodontic treatment cannot be substituted for procedure codes D8070, D8080, and D8090 if a member does not qualify for comprehensive orthodontic treatment as per NYS Medicaid criteria. There is only one flat fee for limited orthodontic treatment, that is, all adjustment visits and transitional retainer are included in one fee – there is no additional compensation beyond that.” Prior Approval and reimbursement will be determined based on supporting documentation submitted.

If comprehensive treatment is required following a course of limited treatment, a period of 12 to 18 months should be allowed prior to requesting comprehensive treatment to provide for stabilization of the result.

Code	Description
<u>D8010</u>	Limited orthodontic treatment of the primary dentition (PA REQUIRED)
<u>D8020</u>	Limited orthodontic treatment of the transitional dentition (PA REQUIRED)
<u>D8030</u>	Limited orthodontic treatment of the adolescent dentition (PA REQUIRED)
<u>D8040</u>	Limited orthodontic treatment of the adult dentition (PA REQUIRED)

COMPREHENSIVE ORTHODONTIC TREATMENT

With the exception of cleft palate and other surgical cases, only members with late mixed dentition or permanent dentition will be considered for the initiation of comprehensive orthodontic treatment.

Reimbursement for codes D8070, D8080 or D8090 is limited to once in a lifetime as initial payment for an approved course of orthodontic treatment. The member's dentition will determine the single code to be used and can only be billed when all appliances have been placed and active treatment has been initiated. **The placement of the component parts (e.g. brackets, bands) does not constitute commencement of active treatment.**

For quarterly payment, see procedure code D8670. Reimbursement for comprehensive orthodontic treatment is ALL INCLUSIVE and covers ALL orthodontic services, both fixed and removable that needs to be provided to correct the orthodontic condition.

A prior approval request for continuation of comprehensive orthodontic treatment (2nd year, 3rd year and retention) must be submitted annually to the DOH along with a progress report and photographs of the current conditions to assess the progress of treatment and determine if additional treatment time (up to a maximum of three (3) years) is warranted. For members age 21 and over, prior approval requests for continuation of orthodontic care (2nd year, 3rd year and retention) will be evaluated if the comprehensive orthodontic treatment was approved by DOH / Medicaid Managed Care Plans and fixed orthodontic appliances were placed and activated PRIOR to the member's 21st birthday.

Requests to **RESTART** comprehensive orthodontic treatment on a member for which Medicaid FFS paid the original comprehensive code (D8070, D8080, or D8090), but who now has Managed Care coverage, should be submitted to the Manage Care plan or their vendor.

As of 10/01/2012, orthodontic treatment is a covered benefit under Medicaid Managed Care Plans. All prior approvals for orthodontic treatment that were reviewed and approved on 10/1/12 and after, are subject to member's eligibility under the FFS (fee-for-service) Medicaid program. Providers **must** check the member's eligibility **at every visit**, as Medicaid eligibility status may change at any time.

Policy and Procedure Codes

Dental Manual



Department
of Health

As [previously indicated](#) on page 15 of this manual: *"If a member is enrolled in a managed care plan which covers the specific care or services being provided, it is inappropriate to bill such services to the Medicaid program on a fee-for-service basis whether or not prior approval has been obtained."*

Code	Description	Fee
<u>D8070</u>	Comprehensive orthodontic treatment of the transitional dentition (PA REQUIRED)	\$995.86
<u>D8080</u>	Comprehensive orthodontic treatment of the adolescent dentition (PA REQUIRED)	\$995.86
<u>D8090</u>	Comprehensive orthodontic treatment of the adult dentition (PA REQUIRED)	\$995.86

MINOR TREATMENT TO CONTROL HARMFUL HABITS

The following procedures (D8210 and D8220) include appliances for habits such as thumb sucking and tongue thrusting. They do not have a published fee and are listed as both "(REPORT NEEDED, PA OPTIONAL)". These procedure codes can be used by all enrolled dentists regardless of specialty.

- Procedures can be reviewed for appropriateness and tentatively priced before treatment is initiated by submitting a prior approval request.
- OR -
- Procedures can be priced after treatment without prior approval as a "By Report" based on documentation submitted with the claim substantiating a qualifying physically handicapping malocclusion.

Code	Description
D8210	Removable appliance therapy (REPORT NEEDED, PA OPTIONAL)
D8220	Fixed appliance therapy (REPORT NEEDED, PA OPTIONAL)

OTHER ORTHODONTIC SERVICES

Code	Description	Fee
D8660	Pre-orthodontic treatment examination to monitor growth and development Periodic observation of patient dentition, at intervals established by the dentist, to determine when orthodontic treatment should begin. Diagnostic procedures are documented separately. Orthodontist specialty designation required. May not be reimbursed in conjunction with other examination codes. Cannot be reimbursed after active orthodontic treatment has begun.	\$29.29
<u>D8670</u>	Periodic orthodontic treatment visit (as part of contract) (PA REQUIRED) The member must have been seen and actively treated at least once during the quarter. Cannot be used for "observation". This code requires prior approval and can be billed quarterly for a maximum of twelve (12) payments and can only be billed a maximum of four (4) times in a twelve-month period beginning 90 days <u>after</u> the date of service on which orthodontic appliances have been placed and active treatment begun and at the <u>end</u> of each subsequent quarter. Claims billed more frequently will result in an automatic systems denial. In the event that eligibility is lost during a quarter, at least one month of <u>active</u> treatment must have elapsed to qualify for payment under the "limited extended coverage" benefit.	\$234.32
<u>D8680</u>	Orthodontic retention (removal of appliances, construction, and placement of retainer(s)) (PA REQUIRED)	\$175.74

Policy and Procedure Codes

Dental Manual



Department
of Health

	Includes all follow-up visits needed for observation and adjustments. Requests must be submitted, and approval obtained PRIOR to the removal of appliances. Any request denied or otherwise returned for insufficient results will require the re-application of all appliances, if necessary, and continuation of care without additional compensation. Payment will not be made for retention (D8680) for a case that had been debanded without Medicaid prior authorization.	
D8695	Removal of fixed orthodontic appliances for reasons other than completion of treatment (REPORT NEEDED) Services provided by an orthodontist <u>other than the originating orthodontist</u> . As indicated on page 54, reimbursement for orthodontic services includes the placement and removal of all appliances and brackets.	(BR)

REPLACEMENT OF LOST OR BROKEN RETAINER

The following procedure codes (D8703 and D8704) will be reimbursed once per lifetime. Must be within one year of D8680 having been paid by Medicaid. Appliances which do not fit will not be replaced. The following documentation is required when submitting a claim for a replacement retainer:

- Copy of a signed statement from patient / parent detailing the circumstances of how the appliance was lost or broken;
- Copy of patient's treatment / progress notes indicating the date of insertion; and
- Copy of dental laboratory bill, if available.

Code	Description	Fee
D8703	Replacement of lost or broken retainer – maxillary (REPORT NEEDED)	\$73.23
D8704	Replacement of lost or broken retainer – mandibular (REPORT NEEDED)	\$73.23
D8999	Unspecified orthodontic procedure, by report (REPORT NEEDED)	(BR)

XII. ADJUNCTIVE GENERAL SERVICES D9000-D9999

UNCLASSIFIED TREATMENT

Code	Description	Fee
D9110	Palliative treatment of dental pain-per visit (REPORT NEEDED) Treatment that relieves pain but is not curative; services provided do not have distinct procedure codes. Not reimbursable in addition to other therapeutic services performed at the same visit or in conjunction with initial or periodic oral examinations when the procedure does not add significantly to the length of time and effort of the treatment provided during that particular visit. When billing, the provider must document the nature of the emergency, the dental site and the specific treatment involved. Not to be used for denture adjustments (Refer to procedure codes D5410 – D5422).	\$25.25
D9120	Fixed partial denture sectioning (QUAD) (REPORT NEEDED)	(BR)

ANESTHESIA

Unless otherwise specified, the cost of analgesic and anesthetic agents is included in the reimbursement for the dental service. Reimbursement for general anesthesia, intravenous (parenteral) sedation, and anesthesia time is conditioned upon meeting the definitions listed below.

Policy and Procedure Codes

Dental Manual



Department
of Health

Anesthesia time begins when the doctor administering the anesthetic agent initiates the appropriate anesthesia and non-invasive monitoring protocol and remains in continuous attendance of the member. Anesthesia services are considered completed when the member may be safely left under the observation of trained personnel and the doctor may safely leave the room to attend to other patients or duties.

The level of anesthesia is determined by the anesthesia provider's documentation of the anesthetic's effect upon the central nervous system and not dependent upon the route of administration. **Appropriate SED certificate is REQUIRED.**

Anesthesia time should be commensurate with the treatment performed.

Anesthesia time is divided into 15-minute units for deep sedation/general anesthesia and intravenous sedation/analgesia for billing purposes; the number of such units should be entered in the "Times Performed" field of the claim form using the appropriate code (D9223, D9243).

Code	Description	Fee
D9222	Deep sedation/general anesthesia – first 15 minutes Requires SED certificate in "General Anesthesia"	\$76.76
D9223	Deep sedation/general anesthesia – each subsequent 15 minute increment Requires SED certificate in "General Anesthesia"	\$76.76
D9239	Intravenous moderate (conscious) sedation/analgesia – first 15 minutes Requires SED certificate in "General Anesthesia"	\$76.76
D9243	Intravenous moderate (conscious) sedation/analgesia – each subsequent 15 minute increment	\$76.76

Current Dental Terminology (CDT) code D9230 - Inhalation of Nitrous Oxide/Analgesia, Anxiolysis and code D9248 - Non-Intravenous Conscious Sedation are separately reimbursable for members/enrollees through 20 years of age (inclusive) reimbursable for members/enrollees through 20 years of age (inclusive) in conjunction with covered dental services, with documentation of the patient-specific diagnosis or behavior indicating clinical necessity.

For members/enrollees 21 years of age and older, D9230 and D9248 are only approvable for those members/enrollees identified with a Restriction Exception code of RE "81" (Traumatic Brain Injury Eligible) or RE "95" [Office of Persons with Developmental Disabilities (OPWDD)].

Code	Description	Fee
D9230	Inhalation of Nitrous Oxide/Analgesia, Anxiolysis	\$25.00
D9248	Non-Intravenous Conscious Sedation This includes non-IV minimal and moderate sedation. A medically controlled state of depressed consciousness while maintaining the patient's airway, protective reflexes and the ability to respond to stimulation or verbal commands. It includes non-intravenous administration of sedative and/or analgesic agent(s) and appropriate monitoring. The level of anesthesia is determined by the anesthesia provider's documentation of the anesthetic's effects upon the central nervous system and not dependent upon the route of administration	\$25.00
D9310	Consultation - diagnostic service provided by dentist or physician other than requesting dentist or physician The consulted provider must be enrolled in one of the dental specialty areas	\$30.30

Policy and Procedure Codes

Dental Manual



Department
of Health

	<p>recognized by the NYS Medicaid Program. The referring provider cannot be from the same group as the consulting provider, although an exception can be made if the referral is from a general dentist to a specialist for an evaluation requiring the advanced skills and knowledge of that specialist.</p> <p>If the consultant provider assumes the management of the member after the consultation, subsequent services rendered by that provider will not be reimbursed as consultation. Referral for diagnostic aids (including radiographic images) does not constitute consultation but is reimbursable at the listed fees for such services. Consultation will not be reimbursed if claimed by the same provider within 180 days of an examination or an office visit for observation (D9430). An exception can be made if a subsequent consultation is held for a distinctly different condition, supported by documentation.</p>	
D9311	<p>Consultation With a Medical Health Care Professional</p> <p>eConsults are interprofessional consultations between a dentist and another medical health care professional [physician, physician assistant (PA), nurse practitioner (NP), midwife (MW)], and intended to improve access to specialty expertise by assisting the treating/requesting provider with the care of the patient, without patient contact with the consultative provider on medical issues that may affect the patient's planned dental treatment.</p> <p>The consultative provider should respond to the eConsult request within three business days. The response should include recommendations and rationale that warrant a re-consult or referral. To bill NYS Medicaid for Current Dental Terminology (CDT) code D9311, there is an expectation that the requesting or consultative dentist will spend 15 minutes or more of dental consultative time. eConsults must not be used for the purpose of arranging a referral for an in-person visit. They may be used for patients with or without an existing relationship with the consultative provider.</p> <p>The complete record of the eConsult must be documented in the patient chart. Both the treating/requesting provider and the consultative provider can bill for the eConsult. This includes any consultation required for dental services that are integral to the clinical success of a primary medical service.</p> <p>For more information, please refer to the October 2024 Medicaid Update</p>	\$28.46

PROFESSIONAL VISITS

Code	Description	Fee
D9410	<p>House/extended care facility call (REPORT NEEDED)</p> <p>Per visit, regardless of number of members seen and represents the total extra charge permitted, is not applicable to each member seen at such a visit. The report must list all Medicaid covered patients seen at the facility on the date of service.</p> <p>Fee-for-service reimbursement will not be made for those individuals who reside in facilities where dental services are included in the facility rate. In those cases, reimbursement must be sought directly from the facility.</p>	\$50.50
D9420	<p>Hospital or ambulatory surgical center call (REPORT NEEDED)</p> <p>Per visit, per member (to be added to fee for service). This service will be recognized only for professional visits delivered in hospital in-patient, Emergency Department, and</p>	\$75.75

Policy and Procedure Codes

Dental Manual



Department
of Health

	ambulatory surgical settings. Payable only when provided in a FACILITY where professional services are not included in the rate. Please submit documentation that services were provided in a hospital, such as a copy of the hospital notes/record.	
D9430	Office visit for observation (during regularly scheduled hours) – no other services performed (REPORT NEEDED) The provider must be enrolled in one of the dental specialty areas recognized by the NYS Medicaid program. Used to monitor the status of a member following an authorized phase of <u>surgical</u> treatment that are required beyond the post- operative care period for that procedure. Not be used for orthodontic retention follow-up visits. Reimbursement includes the prescribing of medications and is limited to two instances per clinical episode. May also be used for those individuals identified with a Restriction Exception code of RE 81 ("TBI Eligible") or RE 95 ("OPWDD/Managed Care Exemption") where definitive treatment cannot be performed due to the member's behavior. This is a "stand-alone" procedure and cannot be billed on the same date of service with any other procedure code. Limited to four (4) instances per year per member. Please include a report or narrative describing the circumstances involved.	\$20.20
D9440	Office visit - after regularly scheduled hours (REPORT NEEDED) Cannot be billed in conjunction with an examination, observation, or consultation. Please include a report or narrative describing the circumstances involved.	\$20.20

DRUGS

Code	Description	Fee
D9610	Therapeutic parenteral drug, single administration (REPORT NEEDED)	(BR)
D9612	Therapeutic parenteral drugs, two or more administrations, different medications (REPORT NEEDED)	(BR)

MISCELLANEOUS SERVICES

For occlusal guards there must be a minimum interval of twelve (12) months between all occlusal guards (D9944, D9945, and/or D9946) and the report must include documentation of medical necessity, associated laboratory receipts (unless fabricated in-house), and a copy of treatment progress notes indicating the type of guard and date of insertion. Treatment notes must include documentation of symptoms and/or clinical findings supporting guard fabrication.

Code	Description	Fee
D9944	Occlusal guard – hard appliance, full arch (ARCH) (REPORT NEEDED) Removable dental appliance designed to minimize the effects of bruxism or other occlusal factors. Not to be reported for any type of sleep apnea, snoring, or TMD appliances.	\$146.45
D9945	Occlusal guard – soft appliance, full arch (ARCH) (REPORT NEEDED) Removable dental appliance designed to minimize the effects of bruxism or other occlusal factors. Not to be reported for any type of sleep apnea, snoring, or TMD appliances.	\$146.45
D9946	Occlusal guard – hard appliance, partial arch (ARCH) (REPORT NEEDED)	\$146.45

Policy and Procedure Codes

Dental Manual



Department
of Health

	Removable dental appliance designed to minimize the effects of bruxism or other occlusal factors. Provides only partial occlusal coverage such as anterior deprogrammer. Not to be reported for any type of sleep apnea, snoring or TMD appliances.	
D9990	Certified translation or sign-language services – per visit* For patients who are deaf and hard of hearing or with limited English proficiency defined as patients whose primary language is not English and who cannot speak, read, write, or understand the English language at a level sufficient to permit such patients to interact effectively with health care providers and their staff. The need for medical language interpreter services must be documented in the medical record and must be provided during a medical visit by a third-party interpreter, who is either employed by or contracts with the Medicaid provider. These services may be provided either face-to-face or by telephone. The interpreter must demonstrate competency and skills in medical interpretation techniques, ethics, and terminology. It is recommended, but not required, that such individuals be recognized by the National Board of Certification for Medical Interpreters (NBCMI).	\$22.22

TELEHEALTH / TELEDENTISTRY

Teledentistry allows dentists and dental hygienists to deliver care from a distance; this includes performing evaluations and delivering services within scope of practice, using either synchronous or asynchronous means.

Telehealth is defined as “the use of electronic information and communication technologies to deliver health care to patients at a distance, which shall include the assessment, diagnosis, consultation, treatment, education, care management and/or self-management of a patient (Medicaid member)”.

- **Originating Site** is defined as “a site at which a patient is located at the time health care services are delivered to him or her by means of telehealth.”
- **Distant Site** is defined as “a site at which a telehealth provider is located while delivering health care services by means of telehealth.”

Most health care facilities and health care settings can be originating sites, as well as a Medicaid Member's place of residence in NYS or temporary location out of state. A full list of allowable originating sites is found in New York Public Health Law § 2999-CC.

Services provided by means of telehealth must be in compliance with the Health Insurance Portability and Accountability Act (HIPAA) and all other relevant laws and regulations governing confidentiality, privacy, and consent (including, but not limited to 45 CFR Parts 160 and 164 [HIPAA Security Rules]; 42 CFR Part 2; PHL Article 27-F; and MHL Section 33.13).

Dentists providing services via telehealth must be licensed and currently registered in accordance with NYS Education Law or other applicable law *and* enrolled in NYS Medicaid.

Telehealth services must be delivered by providers acting within their scope of practice. All dental telehealth providers shall identify themselves to patients, including providing the professional's New York state license number. Please refer to Legislation addressing Telehealth Delivery of Services, available at [Legislation | NY State Senate \(nysenate.gov\)](https://www.nysenate.gov/legislation). Reimbursement will be made in accordance with existing Medicaid policy related to supervision and billing rules and requirements.

Policy and Procedure Codes

Dental Manual



Department
of Health

When services are provided by an Article 28 facility, the telehealth dentist must be credentialed and privileged at both the originating and distant sites in accordance with Section 2805-u of PHL. The law can be viewed at the following link: <http://public.leginfo.state.ny.us/lawssrch.cgi?NVLWO> (Select LAWS; select PBH; select Article 28; select 2805u).

The acquisition, installation and maintenance of telecommunication devices or systems is not reimbursable. Providers should bill using the claim format appropriate to their category of service.

Place of Service (POS) code: Use 02 on professional claims to specify the location teledentistry associated services were provided.

Dental telehealth services shall adhere to the standards of appropriate patient care required in other dental health care settings, including but not limited to appropriate patient examination and review of the medical and dental history of the patient. For additional information, providers can refer to NYS Law Chapter 45 Article 29-G §2999-DD, located at: [NYS Open Legislation | NYSenate.gov](https://openlegislation.org/nysenate).

For more information and billing guidance, please refer to the New York State Medicaid Fee-for-Service Provider Telehealth Policy Manual at https://health.ny.gov/health_care/medicaid/redesign/telehealth/docs/provider_manual.pdf.

Code	Description	Fee
D9995	Teledentistry – synchronous; real time encounter Procedure code D9995 may be used by the provider at the <u>distant</u> site; Must be reported on claim line #1; Report all services rendered on subsequent lines; There is no reimbursement for procedure code D9995.	\$0.00
D9996	Teledentistry – asynchronous; information stored and forwarded Store-and-Forward Technology - involves the asynchronous, electronic transmission of a member's health information in the form of patient-specific pre-recorded videos and/or digital images from a provider at an originating site to a telehealth provider at a distant site. Store-and-forward technology aids in diagnoses when live video or face-to-face contact is not readily available or not necessary. Pre-recorded videos and/or static digital images (e.g., pictures), excluding radiology, must be specific to the member's condition as well as be adequate for rendering or confirming a diagnosis or a plan of treatment. Procedure code D9996 may be used by the provider at the <u>distant</u> site; Must be reported on claim line #1; Report all services rendered on subsequent lines; There is no reimbursement for procedure code D9996.	\$0.00
Q3014	Telehealth originating site facility fee <ul style="list-style-type: none">Procedure code Q3014 may be used by the provider at the <u>originating</u> site;Must be reported on claim line #1;Report any additional services rendered on subsequent lines.	\$28.04
D9997	Dental Case management – patients with special health care needs Does not require a report. Special treatment considerations for patients/individuals with physical, medical, developmental, or cognitive conditions resulting in substantial functional limitations or incapacitation, which require that modifications be made to delivery of treatment	\$29.29

Policy and Procedure Codes

Dental Manual



Department
of Health

	<p>to provide customized comprehensive oral health care services. For purposes of the NYS Medicaid program, billing of this code is limited to individuals who receive ongoing services from community programs operated or certified by the New York State Office for People with Developmental Disabilities (OPWDD) with a Restriction Exception code of RE 81 ("TBI Eligible") or RE 95 ("OPWDD/Managed Care Exemption").</p> <p>This is a per visit incentive to compensate for the greater knowledge, skill, sophisticated equipment, extra time, and personnel required to treat this population; This fee will be paid in addition to the normal fees for specific dental procedures.</p> <p>A "Medical Immobilization/Protective Stabilization (MIPS)" form (Article 16 institutions only) also qualifies for use of this procedure code. More information about MIPS found online at NYS Office for People With Developmental Disabilities at NYS MIPS.</p> <ul style="list-style-type: none">• Not billable in conjunction with D9430 or procedures performed under deep sedation/general anesthesia.• Not billable as a "stand-alone" procedure; another clinical service must be provided on the same date.	
D9999	Unspecified adjunctive procedure, by report (REPORT NEEDED)	(BR)

Policy and Procedure Codes

Dental Manual



Department
of Health

Appendix I.

Intellectual and Developmental Disabilities (IDD) population
(with Restriction Exception codes RE 81/RE 95 OPWDD/Managed Care Exemption)

Code	Benefit	Prior Auth Required	Narrative Required
D1110 or D1120	Prophylaxis – adult or child Additional prophylaxis may be considered within a twelve-month period for those individuals identified with a Restriction Exception code of RE 81 or RE 95.	no	yes
D1206	Topical application of fluoride varnish Application once per 3-month period for individuals 21 years of age and older, identified with a Restriction Exception code of RE 81 or RE 95; Reimbursable in medical settings under CPT code 99188.	no	no
D1208	Topical Application of fluoride -- excluding varnish Applied separately from prophylaxis paste; Reimbursable once per six-month period for individuals 21 years of age and older D1208 with a Restriction Exception code of RE 81 or RE 95.	no	no
D1354	Application of caries arresting medicament – per tooth Covered two times per tooth within a 12-month period with a total of four times per lifetime of the tooth. Use must meet stated clinical criteria: <ul style="list-style-type: none"> Stabilize non-symptomatic teeth with active carious lesion and no pulpal exposure High caries risk (e.g. xerostomia, severe early childhood caries) Treatment challenged by behavioral or medical management Difficult to treat carious lesions 	no	no
D9222 , D9223	Deep sedation/general anesthesia Available for disabled persons who may not be compliant for dental treatment in the traditional office setting	no	no
D9239 , D9243	Intravenous moderate (conscious) sedation/analgesia Available for disabled persons who may not be compliant for dental treatment in the traditional office setting	no	no
D9230	Inhalation of Nitrous Oxide/Analgesia, Anxiolysis	no	no
D9248	Non-Intravenous Conscious Sedation	no	no
D9430	Office visit for observation (during regularly scheduled hours) – no other services performed : May be used for those individuals identified with a Restriction Exception code of RE 81 or RE 95 where definitive treatment cannot be performed due to the member's behavior. This is a "stand-alone" procedure and cannot be billed on the same date of service with any other procedure code. Limited to four (4) instances per year per member. Please include a report or narrative describing the circumstances involved.	no	yes
D9997	Dental Case management – patients with special health care needs Special treatment considerations for patients/individuals with physical, medical, developmental, or cognitive conditions resulting in substantial	no	no

Policy and Procedure Codes

Dental Manual



Department
of Health

	<p>functional limitations or incapacitation, which require that modifications be made to delivery of treatment to provide customized comprehensive oral health care services.</p> <p>For purposes of the NYS Medicaid program, billing of this code is limited to individuals who receive ongoing services from community programs operated or certified by the New York State Office for People with Developmental Disabilities (OPWDD) with a Restriction Exception code of RE 81 ("TBI Eligible") or RE 95 ("OPWDD/Managed Care Exemption").</p> <ul style="list-style-type: none">• This is a per visit incentive to compensate for the greater knowledge, skill, sophisticated equipment, extra time and personnel required to treat this population;• This fee will be paid in addition to the normal fees for specific dental procedures.• A "Medical Immobilization/Protective Stabilization (MIPS)" form (Article 16 institutions only) also qualifies for use of this procedure code. More information about MIPS found online at NYS Office for People With Developmental Disabilities at NYS MIPS.• Not billable in conjunction with D9430 or procedures performed under deep sedation/general anesthesia.• Not billable as a "stand-alone" procedure; another clinical service must be provided on the same date.		
D9990	Certified translation or sign-language services	no	no
Billing Reminder	<ul style="list-style-type: none">• Private practitioners receive an enhanced reimbursement rate of 20% over fee schedule for all dental services provided to this population.• Reminder: An additional enhancement is added to the APG base rate for services provided to individuals with a Restriction Exception code of RE 81 ("TBI Eligible") or RE 95 ("OPWDD/Managed Care Exemption") for facilities billing through APG methodology using rate codes: 1501, 1489, 1435, and 1425.		

Policy and Procedure Codes

Dental Manual



Department
of Health

Appendix II.

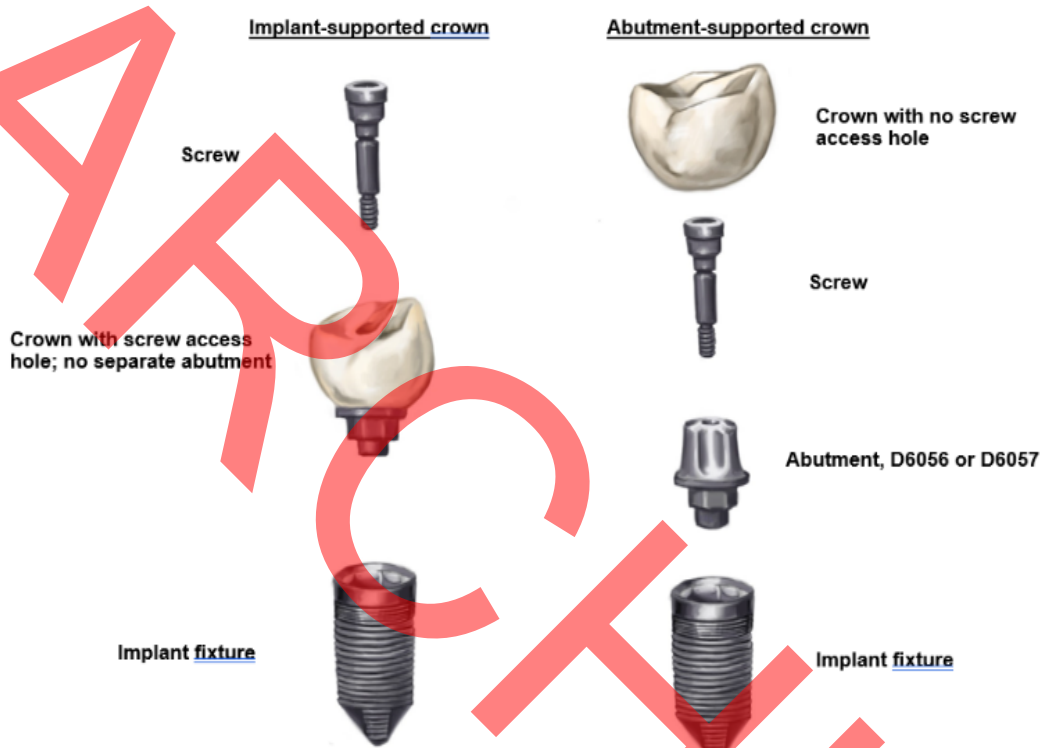


Figure 1: Implant-supported and Abutment-supported crowns and associated parts.

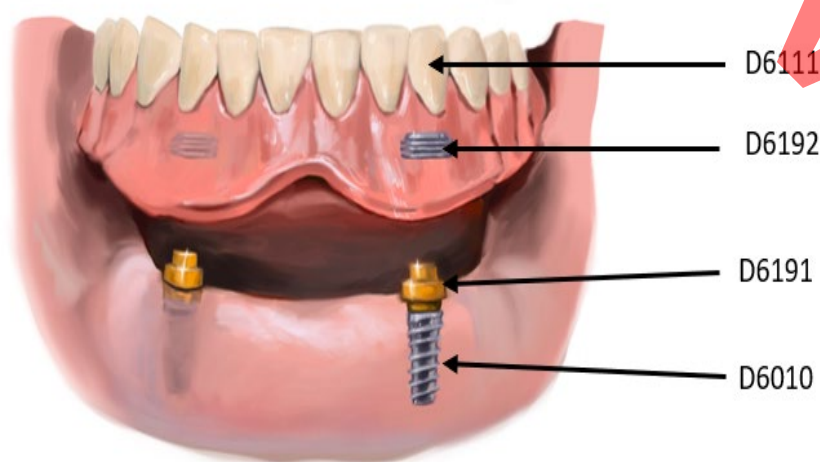


Figure 2: Implant/abutment supported removable denture for edentulous arch and semi-precision attachment placement.

Policy and Procedure Codes

Dental Manual



Department
of Health

Figure 3: Malocclusion Orthodontic Illustrations



Illustration 1: Overbite

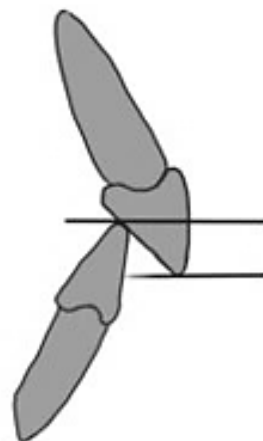


Illustration 2: Overbite

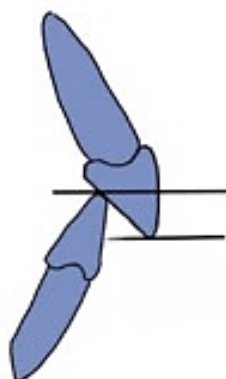


Illustration 3: Overbite



Illustration 4: Overjet

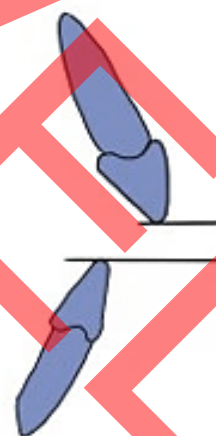


Illustration 5: Openbite