

**NEW YORK STATE  
MEDICAID PROGRAM**

**MIDWIFE**

**BILLING GUIDELINES**

# TABLE OF CONTENTS

**Section I - Purpose Statement ..... 2**

**Section II – Claims Submission ..... 3**

    Electronic Claims ..... 3

    Paper Claims ..... 7

    Claim Form eMedNY-150001 ..... 9

    Billing Instructions for Midwife Services ..... 10

**Section III – Remittance Advice ..... 34**

    Electronic Remittance Advice ..... 34

    Paper Remittance Advice ..... 35

**Appendix A – Code Sets ..... 58**

**Appendix B – Sterilization Consent Form – DSS-3134 ..... 60**

## Section I - Purpose Statement

The purpose of this document is to assist the provider community in understanding and complying with the New York State Medicaid (NYS Medicaid) requirements and expectations for:

- Billing and submitting claims.
- Interpreting and using the information returned in the Medicaid Remittance Advice.

This document is customized for Midwives and should be used by the provider's billing staff as an instructional as well as a reference tool.

## Section II – Claims Submission

Midwives can submit their claims to NYS Medicaid in electronic or paper formats.

### Electronic Claims

Pursuant to the Health Insurance Portability and Accountability Act (HIPAA), Public Law 104-191, which was signed into law August 12, 1996, the NYS Medicaid Program adopted the HIPAA-compliant transactions as the sole acceptable format for electronic claim submission, effective November 2003.

Midwives who choose to submit their Medicaid claims electronically are required to use the HIPAA 837 Practitioner (837P) transaction. In addition to this document, direct billers may also refer to the sources listed below to comply with the NYS Medicaid requirements.

- HIPAA 837P Implementation Guide (IG) – A document that explains the proper use of the 837P standards and program specifications. This document is available at [www.wpc-edi.com/hipaa](http://www.wpc-edi.com/hipaa).
- NYS Medicaid 837P Companion Guide (CG) – A subset of the IG, which provides instructions for the specific requirements of NYS Medicaid for the 837P. This document is available at [www.emedny.org](http://www.emedny.org).
  - ✓ Select **NYHIPAADESK** from the menu
  - ✓ Click on **eMedNY Companion Guides and Sample Forms**
  - ✓ Look for the box labeled “837 Professional Health Care Claim Transaction” and click on the link for the **837 Professional Companion Guide**
- NYS Medicaid Technical Supplementary Companion Guide – This document provides technical information needed to successfully transmit and receive electronic data. Some of the topics put forth in this CG are testing requirements, error report information, and communication specifications. The Technical Supplementary CG is available at [www.emedny.org](http://www.emedny.org).
  - ✓ Select **NYHIPAADESK** from the menu
  - ✓ Click on **eMedNY Companion Guides and Sample Forms**
  - ✓ Look for the box labeled “Technical Guides” and click on the link for the **Technical Supplementary CG**

## Pre-requirements for the Submission of Electronic Claims

Before being able to start submitting electronic claims to NYS Medicaid, providers need the following:

- An Electronic Transmitter Identification Number (ETIN)
- A Certification Statement
- A User ID and password
- A Trading Partner Agreement
- Testing

### ETIN

This is a four-character submitter identifier, issued by the NYS Medicaid Fiscal Agent, Computer Sciences Corporation (CSC), upon application and must be used in every electronic transaction submitted to NYS Medicaid. ETINs may be issued to an individual provider or provider group (if they are direct billers) and to service bureaus or clearinghouses.

ETIN applications are available at [www.emedny.org](http://www.emedny.org).

Under **Information**:

- ✓ Click on **Provider Enrollment Forms**
- ✓ Click on **Electronic Transmitter Identification Number**

### Certification Statement

All providers, either direct billers or those who billed through a service bureau or clearinghouse, must file a notarized Certification Statement with NYS Medicaid for each ETIN used for the electronic billing.

The Certification Statement is good for one year, after which it needs to be renewed for electronic billing continuity under a specific ETIN. Failure to renew the Certification Statement for a specific ETIN will result in claim rejection.

The Certification Statement is available at [www.emedny.org](http://www.emedny.org) together with the ETIN application.

### User ID and Password

Electronic submitters need a user ID and password to access the NYS Medicaid eMedNY system through one of the communication methods available. The user ID and password are issued to the submitter at the time of enrollment in one of the communication methods.

### Trading Partner Agreement

This document addresses certain requirements applicable to the electronic exchange of information and data associated with health care transactions. The NYS Medicaid Trading Partner Agreement is available at [www.emedny.org](http://www.emedny.org).

- ✓ Select **NYHIPAADESK** from the menu
- ✓ Click on **Registration Information Trading Partner Resources**
- ✓ Click on **Trading Partner Agreement**

### Testing

Direct billers (either individual providers or service bureaus/clearinghouses that bill for multiple providers) are encouraged to submit production tests to CSC before they start submitting Medicaid claims for the first time after enrollment or any time they update their systems or start using a new system. This testing will assist providers in identifying errors in their system and allow for corrections before they submit actual claims. Information and instructions regarding testing are available at [www.emedny.org](http://www.emedny.org).

Under **Information**:

- ✓ Click on **eMedNY Phase II**
- ✓ Click on **eMedNY Provider Testing User Guide**

### Communication Methods

The following communication methods are available for submission of electronic claims to NYS Medicaid:

- eMedNY eXchange
- FTP
- CPU to CPU
- eMedNY Gateway

### eMedNY eXchange

The eMedNY eXchange works like email; users are assigned an inbox and they are able to send and receive transaction files in an email-like fashion. Transaction files are attached and sent to eMedNY for processing and the responses are delivered to the user's inbox so they can be detached and saved on the user's computer. **For security reasons, the eMedNY eXchange is accessible only through the eMedNY website [www.emedny.org](http://www.emedny.org).**

Access to the eMedNY eXchange is obtained through an enrollment process. Procedures and instructions regarding how to enroll in the eMedNY eXchange are available at [www.emedny.org](http://www.emedny.org).

Under **Information**:

- ✓ Click on **eMedNY Phase II**
- ✓ Click on **eMedNY Provider Testing User Guide**
- ✓ On the Table of Contents, click on **Overview**
- ✓ Scroll down to **Access Methods**

### **FTP**

FTP allows for direct or dial-up connection.

### **CPU to CPU (FTP)**

This method consists of an established direct connection between the submitter and the processor and it is most suitable for high volume submitters.

### **eMedNY Gateway**

This is a dial-up access method. It requires the use of the User ID assigned at the time of enrollment and a password.

**Note: For questions regarding FTP, CPU to CPU or eMedNY Gateway connections, call CSC-Provider Enrollment Support at 800-343-9000.**

## **ePACES**

Additionally, NYS Medicaid provides ePACES, a HIPAA-compliant web-based application that is customized for specific transactions, including the 837P. ePACES, which is provided free of charge, is ideal for providers with small-to-medium claim volume.

To take advantage of ePACES, providers need to follow an enrollment process, which is available at [www.emedny.org](http://www.emedny.org). Providers who enroll in ePACES will be automatically enrolled in eMedNY eXchange.

The requirements for using ePACES include:

- An ETIN and Certification Statement should be obtained prior to enrollment
- Internet Explorer 4.01 and above or Netscape 4.7 and above

- Internet browser that supports 128-bit encryption and cookies
- Minimum connection speed of 56K
- An accessible email address

The following transactions can be submitted via ePACES:

- 270/271 - Eligibility Benefit Inquiry and Response
- 276/277 - Claim Status Request and Response
- 278 - Prior Approval/Prior Authorization/Service Authorization Request and Response
- 837 - Dental, Professional and Institutional Claims

ePACES also features the **real time claim submission** functionality under the 837 Professional transaction, which allows immediate adjudication of the claim. When this functionality is used, a claim adjudication status response is sent to the submitter shortly after submission.

## Paper Claims

Midwives who choose to submit their claims on paper forms must use the New York State eMedNY-150001 claim form. A link to this form appears at the end of this subsection.

## General Instructions for Completing Paper Claims

Since the information entered on the claim form is captured via an automated data collection process (imaging), it is imperative that it be legible and placed appropriately in the required fields. The following guidelines will help ensure the accuracy of the imaging output.

- All information should be typed or printed.
- Alpha characters (letters) should be capitalized.
- Numbers should be written as close to the example below as possible:

1 2 3 4 5 6 7 8 9 0

- Circles (the letter O, the number 0) must be closed.



- Avoid unfinished characters. For example:

Written As	Intended As	Interpreted As										
<table border="1" style="display: inline-table; border-collapse: collapse;"> <tr> <td style="width: 20px; height: 20px;"></td> <td style="width: 20px; height: 20px;"></td> <td style="width: 20px; height: 20px; text-align: center;">6.</td> <td style="width: 20px; height: 20px; text-align: center;">0</td> <td style="width: 20px; height: 20px;"></td> </tr> </table>			6.	0		6.00	<table border="1" style="display: inline-table; border-collapse: collapse;"> <tr> <td style="width: 20px; height: 20px;"></td> <td style="width: 20px; height: 20px;"></td> <td style="width: 20px; height: 20px; text-align: center;">6.</td> <td style="width: 20px; height: 20px; text-align: center;">6</td> <td style="width: 20px; height: 20px;"></td> </tr> </table> <span style="font-size: 2em; vertical-align: middle;">→</span> Zero interpreted as six			6.	6	
		6.	0									
		6.	6									

- When typing or printing, stay within the box and within the hash marks where provided; ensure that no characters (letters or numbers) touch the claim form lines. For example:

Written As	Intended As	Interpreted As		
<table border="1" style="display: inline-table; border-collapse: collapse;"> <tr> <td style="width: 20px; height: 20px; text-align: center;">2</td> </tr> </table>	2	2	<table border="1" style="display: inline-table; border-collapse: collapse;"> <tr> <td style="width: 20px; height: 20px; text-align: center;">7</td> </tr> </table> <span style="font-size: 2em; vertical-align: middle;">→</span> Two interpreted as seven	7
2				
7				
<table border="1" style="display: inline-table; border-collapse: collapse;"> <tr> <td style="width: 20px; height: 20px; text-align: center;">3</td> </tr> </table>	3	3	<table border="1" style="display: inline-table; border-collapse: collapse;"> <tr> <td style="width: 20px; height: 20px; text-align: center;">2</td> </tr> </table> <span style="font-size: 2em; vertical-align: middle;">→</span> Three interpreted as two	2
3				
2				

- Characters should not touch each other. For Example:

Written As	Intended As	Interpreted As		
<table border="1" style="display: inline-table; border-collapse: collapse;"> <tr> <td style="width: 20px; height: 20px; text-align: center;">23</td> </tr> </table>	23	23	<table border="1" style="display: inline-table; border-collapse: collapse;"> <tr> <td style="width: 20px; height: 20px; text-align: center;">illegible</td> </tr> </table> <span style="font-size: 2em; vertical-align: middle;">→</span> Entry cannot be interpreted properly	illegible
23				
illegible				

- Do not write in between lines.
- Do not use arrows or quotation marks to duplicate information.
- Do not use the dollar sign (\$) to indicate dollar amounts; do not use commas to separate thousands. For example, three thousand should be entered as 3000, not as 3,000.
- For writing, it is best to use a felt tip pen with a fine point. Avoid ballpoint pens that skip; do not use pencils, highlighters, or markers. Only blue or black ink is acceptable.
- If filling in information through a computer, ensure that all information is aligned properly, and that the printer ink is dark enough to provide clear legibility.
- Do not submit claim forms with corrections (i.e. information written over white out, crossed out information). If mistakes are made, a new form should be used.
- Separate forms using perforations; do not cut the edges.
- Do not fold the claim forms.

- Do not use adhesive labels (for example for address); do not place stickers on the form.
- Do not write or use staples on the bar-code area.

If submitting multiple claim forms, they may be batched up to 100 forms per batch. Use paper clips or rubber bands to hold the claim forms in each batch together. Do not use staples.

For mailing completed claim forms, use the self-addressed envelopes provided by CSC for this purpose. For information on how to order envelopes please refer to the **Inquiry** section of the manuals, under “Information for All Providers” on this web page. The address for submitting claim forms is:

**COMPUTER SCIENCES CORPORATION  
P.O. Box 4601  
Rensselaer, NY 12144-4601**

## Claim Form eMedNY-150001

To view the eMedNY-150001 claim form please click on the link provided below. The displayed claim form is a sample and the information it contains is for illustration purposes only.

[Claim Sample-HCFA-Midwife](#)

## General Information About the eMedNY-150001

Shaded fields are not required to be completed **unless noted otherwise**. Therefore, shaded fields that are not required to be completed in any circumstance are not listed in the instructions that follow.

Most claim form fields have been sized to contain the exact number of characters for the required information. However, some fields have been sized to accommodate potential future changes, for example the Provider ID number, and therefore have more spaces than the current number of characters for the required information. In this case, the entry must be **right justified (unless otherwise noted in the field instructions)**, that is, the extra spaces must be left blank at the left side of the box.

For example, Provider ID number 02345678 should be entered as follows:

		0	2	3	4	5	6	7	8
--	--	---	---	---	---	---	---	---	---

## Billing Instructions for Midwife Services

This subsection of the Billing Guidelines covers the specific NYS Medicaid billing requirements for Midwives. Although the instructions that follow are based on the eMedNY-150001 paper claim form, they are also intended as a guideline for electronic billers who should refer to these instructions for finding out what information they need to provide in their claims, what codes they need to use, etc.

It is important that providers adhere to the instructions outlined below. Claims that do not conform to the eMedNY requirements as described throughout this document may be rejected, pending, or denied.

### Field by Field Instructions for Claim Form eMedNY-150001

#### Header Section: Fields 1 Through 23B

***The information entered in the Header Section of the claim form (fields 1 through 23B) must apply to all claim lines entered in the Encounter Section of the form.***

***The following two fields (unnumbered) should only be used to adjust or void a paid claim. Do not write in these fields when preparing an original claim form.***

#### **ADJUSTMENT/VOID CODE (Upper right corner of form)**

If submitting an adjustment (replacement) to a previously paid claim, enter 'X' or the value **7** in the 'A' box.

If submitting a **void** to a previously paid claim, enter 'X' or the value **8** in the 'V' box.

#### **ORIGINAL CLAIM REFERENCE NUMBER (Upper right corner of the form)**

If submitting an adjustment or a void, enter the appropriate **Transaction Control Number (TCN)** in this field. A TCN is a 16-digit identifier that is assigned to each claim document or electronic record regardless of the number of individual claim lines (service date/procedure combinations) submitted in the document or record. For example, a document/record containing a single service date/procedure combination will be assigned a unique, single TCN; a document/record containing five service date/procedure combinations will be assigned a unique, single TCN, which will be shared by all the individual claim lines submitted under that document/record.

### **Adjustment**

An adjustment may be submitted to accomplish any of the following purposes:

- To change information contained in one or more claims submitted on a previously paid TCN
- To cancel one or more claim lines submitted on a previously paid TCN (except if the TCN contained one single claim line or if all the claim lines contained in the TCN are to be voided)

### ***Adjustment to Change Information***

If an adjustment is submitted to correct information on one or more claim lines sharing the same TCN, follow the instructions below:

- The **Provider ID number**, the **Group ID number**, and the **Patient's Medicaid ID number** must not be adjusted.
- The adjustment must be submitted in a new claim form (copy of the original form is unacceptable).
- The adjustment must contain all claim lines originally submitted in the same document/record (all claim lines with the same TCN) and all applicable fields must be completed with the necessary changes.

The adjustment will cause the correction of the adjusted information in the TCN history records as well as the cancellation of the original TCN payment and the re-pricing of the TCN based on the adjusted information.

### **Example:**

TCN 0509567890123456 is shared by three individual claim lines. This TCN was paid on April 18, 2005. After receiving payment, the provider determines that the service date of one of the claim line records is incorrect. An adjustment must be submitted to correct the records. Refer to Figures 1A and 1B for an illustration of this example.

Figure 1A: Original Claim Form

MEDICAL ASSISTANCE HEALTH INSURANCE CLAIM FORM TITLE XIX PROGRAM

ONLY TO BE USED TO ADJUST/VOID PAID CLAIM

CODE A V

ORIGINAL CLAIM REFERENCE NUMBER

PATIENT AND INSURED (SUBSCRIBER) INFORMATION

DO NOT STAPLE IN BARCODE AREA

1. PATIENT'S NAME (First, middle, last) <b>JANE SMITH</b>		2. DATE OF BIRTH <b>05 20 19 9 0</b>		2A. TOTAL ANNUAL FAMILY INCOME		4. INSURED'S NAME (First name, middle initial, last name)								
4. PATIENT'S ADDRESS (Street, City, State, Zip Code)				5. INSURED'S SEX MALE FEMALE <input type="checkbox"/> <input checked="" type="checkbox"/>		5A. PATIENT'S SEX MALE FEMALE <input checked="" type="checkbox"/> <input checked="" type="checkbox"/>		6. MEDICARE NUMBER			6A. MEDICAID NUMBER <b>A B 1 2 3 4 5 C</b>			
5B. PATIENT'S TELEPHONE NUMBER						6B. PRIVATE INSURANCE NUMBER			GROUP NO.			RECIPROCITY NO.		
6C. PATIENT'S EMPLOYER, OCCUPATION OR SCHOOL				7. PATIENT'S RELATIONSHIP TO INSURED SELF SPOUSE CHILD OTHER <input type="checkbox"/> <input type="checkbox"/> <input type="checkbox"/> <input type="checkbox"/>				8. INSURED'S EMPLOYER OR OCCUPATION						
9. OTHER HEALTH INSURANCE COVERAGE - Enter name of Policyholder, Plan Name and Address, and Policy or Private Insurance Number				10. WAS CONDITION RELATED TO PATIENT'S EMPLOYMENT <input checked="" type="checkbox"/> <input checked="" type="checkbox"/> CRIME VICTIM AUTO ACCIDENT <input checked="" type="checkbox"/> <input checked="" type="checkbox"/> OTHER LIABILITY				11. INSURED'S ADDRESS (Street, City, State, Zip Code)						
12. PATIENT'S OR AUTHORIZED SIGNATURE				DATE MM DD YY		13. INSURED'S SIGNATURE								

PHYSICIAN OR SUPPLIER INFORMATION (REFER TO REVERSE BEFORE COMPLETING AND SIGNING)

14. DATE OF ONSET OF CONDITION MM DD YY			15. FIRST CONSULTED FOR CONDITION MM DD YY			16. HAS PATIENT EVER HAD SAME OR SIMILAR SYMPTOMS YES <input type="checkbox"/> NO <input type="checkbox"/>			16A. EMERGENCY RELATED YES <input checked="" type="checkbox"/> NO <input checked="" type="checkbox"/>			17. DATE PATIENT MAY RETURN TO WORK MM DD YY			18. DATES OF DISABILITY TOTAL PARTIAL FROM MM DD YY TO MM DD YY						
19. NAME OF REFERRING PHYSICIAN OR OTHER SOURCE						19A. ADDRESS (OR SIGNATURE SHF ONLY)						19B. PROF CD			19C. IDENTIFICATION NUMBER			19D. DX CODE			
20. FOR SERVICES RELATED TO HOSPITALIZATION, GIVE HOSPITALIZATION DATES ADMITTED DISCHARGED MM DD YY MM DD YY				20A. NAME OF HOSPITAL						20B. SURGERY DATE MM DD YY			20C. TYPE OF SURGERY								
21. NAME OF FACILITY WHERE SERVICES RENDERED (If other than home or office)						21A. ADDRESS OF FACILITY						22. WAS LABORATORY WORK PERFORMED OUTSIDE YOUR OFFICE YES <input type="checkbox"/> NO <input type="checkbox"/>			LAB CHARGES						
22A. SERVICE PROVIDER NAME						22B. PROF CD			22C. IDENTIFICATION NUMBER			22D. STERILIZATION ABORTION CODE			22E. STATUS CODE						
23. DIAGNOSIS OR NATURE OF ILLNESS. RELATE DIAGNOSIS TO PROCEDURE IN COLUMN 24H BY REFERENCE TO NUMBERS 1, 2, 3, ETC. OR DX CODE										22F. POSSIBLE DISABILITY <b>Y X</b>			22G. EPSDT C/THP <b>Y N</b>			22H. FAMILY PLANNING <b>Y X</b>					
1. 2. 3.										23A. PRIOR APPROVAL NUMBER						23B. PAYMT SOURCE CODE <b>11 D </b>					

24A. DATE OF SERVICE M M D D Y Y	24B. PLACE	24C. PROCEDURE CD	24D. MOD	24E. MOD	24F. MOD	24G. MOD	24H. DIAGNOSIS CODE	24I. DAYS OR UNITS	24J. CHARGES	24K.	24L.
03 24 05	11	99 201					V7 2.3		65 0		
03 30 05	11	99 211					V7 2.3		50 0		
04 06 05	11	99 211					V7 2.3		50 0		
24M. INPATIENT HOSPITAL VISITS	FROM MM DD YY	THROUGH MM DD YY	24N. PROC CD	24O. MOD							

25. CERTIFICATION (I CERTIFY THAT THE STATEMENTS ON THE REVERSE SIDE APPLY TO THIS BILL AND ARE MADE A PART HEREOF) <b>Sally Forth</b> SIGNATURE OF PHYSICIAN OR SUPPLIER				26. ACCEPT ASSIGNMENT YES <input type="checkbox"/> NO <input type="checkbox"/>				27. TOTAL CHARGE			28. AMOUNT PAID			29. BALANCE DUE		
25A. PROVIDER IDENTIFICATION NUMBER <b>01234567</b>				30. EMPLOYER IDENTIFICATION NUMBER/SOCIAL SECURITY NUMBER				31. PHYSICIAN'S OR SUPPLIER'S NAME, ADDRESS, ZIP CODE <b>Sally Forth 312 Main Street Anytown, New York 11111</b>								
25B. MEDICAID GROUP IDENTIFICATION NUMBER			25C. LOCATOR CODE <b>003</b>		25D. SA EXCP CODE		32A. MY FEE HAS BEEN PAID YES <input type="checkbox"/> NO <input type="checkbox"/>			TELEPHONE NUMBER ( ) EXT.			DO NOT WRITE IN THIS SPACE			
COUNTY OF SUBMITTAL		25E. DATE SIGNED <b>04 06 05</b>		32. PATIENT'S ACCOUNT NUMBER			<b>A B C 1 2 3 4 5</b>			EMEDNY - 150001 (1/04)						
33. OTHER REFERRING ORDERING PROVIDER ID/LICENSE NUMBER				34. PROF CD				35. CASE MANAGER ID								

Figure 1B: Adjustment

MEDICAL ASSISTANCE HEALTH INSURANCE CLAIM FORM TITLE XIX PROGRAM

ONLY TO BE USED TO ADJUST/VOID PAID CLAIM


CODE 7 V

ORIGINAL CLAIM REFERENCE NUMBER

0 5 0 9 5 6 7 8 9 0 1 2 3 4 5 6

PATIENT AND INSURED (SUBSCRIBER) INFORMATION

DO NOT STAPLE IN BARCODE AREA



1. PATIENT'S NAME (First, middle, last) JANE SMITH
2. DATE OF BIRTH 05|20|19|9|0
2A. TOTAL ANNUAL FAMILY INCOME
4. INSURED'S NAME (First name, middle initial, last name)
4. PATIENT'S ADDRESS (Street, City, State, Zip Code)
5. INSURED'S SEX MALE FEMALE [X] [X]
5A. PATIENT'S SEX MALE FEMALE [X] [X]
6. MEDICARE NUMBER
6A. MEDICAID NUMBER A|B|1|2|3|4|5|C
5B. PATIENT'S TELEPHONE NUMBER
6B. PRIVATE INSURANCE NUMBER
GROUP NO. RECIPROCIITY NO.
6. C. PATIENT'S EMPLOYER, OCCUPATION OR SCHOOL
7. PATIENT'S RELATIONSHIP TO INSURED SELF SPOUSE CHILD OTHER
8. INSURED'S EMPLOYER OR OCCUPATION
9. OTHER HEALTH INSURANCE COVERAGE - Enter name of Policyholder, Plan Name and Address, and Policy or Private Insurance Number
10. WAS CONDITION RELATED TO PATIENT'S EMPLOYMENT [X] [X] CRIME VICTIM
AUTO ACCIDENT [X] [X] OTHER LIABILITY
11. INSURED'S ADDRESS (Street, City, State, Zip Code)
12. PATIENT'S OR AUTHORIZED SIGNATURE
DATE MM DD YY
13. INSURED'S SIGNATURE

PHYSICIAN OR SUPPLIER INFORMATION (REFER TO REVERSE BEFORE COMPLETING AND SIGNING)

14. DATE OF ONSET OF CONDITION MM DD YY
15. FIRST CONSULTED FOR CONDITION MM DD YY
16. HAS PATIENT EVER HAD SAME OR SIMILAR SYMPTOMS YES NO
16A. EMERGENCY RELATED YES X NO
17. DATE PATIENT MAY RETURN TO WORK MM DD YY
18. DATES OF DISABILITY FROM TO
TOTAL PARTIAL
19. NAME OF REFERRING PHYSICIAN OR OTHER SOURCE
19A. ADDRESS (OR SIGNATURE SHF ONLY)
19B. PROF CD
19C. IDENTIFICATION NUMBER
19D. DX CODE
20. FOR SERVICES RELATED TO HOSPITALIZATION, GIVE HOSPITALIZATION DATES ADMITTED DISCHARGED MM DD YY MM DD YY
20A. NAME OF HOSPITAL
20B. SURGERY DATE MM DD YY
20C. TYPE OF SURGERY
21. NAME OF FACILITY WHERE SERVICES RENDERED (If other than home or office)
21A. ADDRESS OF FACILITY
22. WAS LABORATORY WORK PERFORMED OUTSIDE YOUR OFFICE YES NO
LAB CHARGES
22A. SERVICE PROVIDER NAME
22B. PROF CD
22C. IDENTIFICATION NUMBER
22D. STERILIZATION ABORTION CODE
22E. STATUS CODE
23. DIAGNOSIS OR NATURE OF ILLNESS. RELATE DIAGNOSIS TO PROCEDURE IN COLUMN 24H BY REFERENCE TO NUMBERS 1, 2, 3, ETC. OR DX CODE
1.
2.
3.
22F. POSSIBLE DISABILITY Y X
22G. EPSDT C/THP Y N
22H. FAMILY PLANNING Y X
23A. PRIOR APPROVAL NUMBER
23B. PAYMT SOURCE CODE 1 1

Table with columns: 24A. DATE OF SERVICE (M M D D Y Y), 24B. PLACE, 24C. PROCEDURE CD, 24D. MOD, 24E. MOD, 24F. MOD, 24G. MOD, 24H. DIAGNOSIS CODE, 24I. DAYS OR UNITS, 24J. CHARGES, 24K., 24L.
Row 1: 0|3|2|4|0|5 1|1 9|9|2|0|1 V|7|2.3| 6.5|0
Row 2: 0|3|3|0|0|5 1|1 9|9|2|1|1 V|7|2.3| 5.0|0
Row 3: 0|4|0|8|0|5 1|1 9|9|2|1|1 V|7|2.3| 5.0|0

24M. INPATIENT HOSPITAL VISITS FROM THROUGH 24N. PROC CD 24O. MOD
25. CERTIFICATION (I CERTIFY THAT THE STATEMENTS ON THE REVERSE SIDE APPLY TO THIS BILL AND ARE MADE A PART HEREOF)
Signature: Sally Forth
25A. PROVIDER IDENTIFICATION NUMBER 0 1 2 3 4 5 6 7
25B. MEDICAID GROUP IDENTIFICATION NUMBER
25C. LOCATOR CODE 0 0 3
25D. SA EXCP CODE
32A. MY FEE HAS BEEN PAID YES NO
26. ACCEPT ASSIGNMENT YES NO
30. EMPLOYER IDENTIFICATION NUMBER/ SOCIAL SECURITY NUMBER
27. TOTAL CHARGE
28. AMOUNT PAID
29. BALANCE DUE
31. PHYSICIAN'S OR SUPPLIER'S NAME, ADDRESS, ZIP CODE
Sally Forth
312 Main Street
Anytown, New York 11111
TELEPHONE NUMBER ( ) EXT.
COUNTY OF SUBMITTAL
25E. DATE SIGNED 05|23|05
32. PATIENT'S ACCOUNT NUMBER A|B|C|1|2|3|4|5
33. OTHER REFERRING ORDERING PROVIDER ID/LICENSE NUMBER
34. PROF CD
35. CASE MANAGER ID
DO NOT WRITE IN THIS SPACE
EMEDNY - 150001 (1/04)

***Adjustment to Cancel One or More Claims Originally Submitted on the Same Document/Record (TCN):***

An adjustment should be submitted to cancel or void one or more individual claim lines that were originally submitted on the same document/record and share the same TCN. The following instructions must be followed:

- The adjustment must be submitted in a new claim form (copy of the original form is unacceptable).
- The adjustment must contain all claim lines submitted in the original document (all claim lines with the same TCN) **except for the claim(s) line(s) to be voided**; these claim lines must be omitted in the adjustment. All applicable fields must be completed.

The adjustment will cause the cancellation of the omitted individual claim lines from the TCN history records as well as the cancellation of the original TCN payment and the re-pricing of the new TCN (Adjustment) based on the adjusted information.

**Example:**

TCN 0509612345678901 contained three individual claim lines, which were paid on April 18, 2005. Later it was determined that one of the claims was incorrectly billed since the service was never rendered. The claim line for that service must be cancelled to reimburse Medicaid for the overpayment. An adjustment should be submitted. Refer to Figures 2A and 2B for an illustration of this example.

Figure 2A: Original Claim Form

MEDICAL ASSISTANCE HEALTH INSURANCE CLAIM FORM TITLE XIX PROGRAM

ONLY TO BE USED TO ADJUST/VOID PAID CLAIM

CODE  
A V

ORIGINAL CLAIM REFERENCE NUMBER

PATIENT AND INSURED (SUBSCRIBER) INFORMATION

1. PATIENT'S NAME (First, middle, last)  
**JANE SMITH**

2. DATE OF BIRTH  
**05|20|1990**

2A. TOTAL ANNUAL FAMILY INCOME

4. INSURED'S NAME (First name, middle initial, last name)

4. PATIENT'S ADDRESS (Street, City, State, Zip Code)

5. INSURED'S SEX  
MALE  FEMALE

5A. PATIENT'S SEX  
MALE  FEMALE

6. MEDICARE NUMBER

6A. MEDICAID NUMBER  
**A B 1 2 3 4 5 C**

5B. PATIENT'S TELEPHONE NUMBER

6B. PRIVATE INSURANCE NUMBER

GROUP NO. RECIPROACITY NO.

6C. PATIENT'S EMPLOYER, OCCUPATION OR SCHOOL

7. PATIENT'S RELATIONSHIP TO INSURED  
SELF  SPOUSE  CHILD  OTHER

8. INSURED'S EMPLOYER OR OCCUPATION

9. OTHER HEALTH INSURANCE COVERAGE - Enter name of Policyholder, Plan Name and Address, and Policy or Private Insurance Number


10. WAS CONDITION RELATED TO  
PATIENT'S EMPLOYMENT  CRIME VICTIM   
AUTO ACCIDENT  OTHER LIABILITY

11. INSURED'S ADDRESS (Street, City, State, Zip Code)

12. PATIENT'S OR AUTHORIZED SIGNATURE

DATE  
MM DD YY

13. INSURED'S SIGNATURE



DO NOT STAPLE IN BARCODE AREA

PHYSICIAN OR SUPPLIER INFORMATION (REFER TO REVERSE BEFORE COMPLETING AND SIGNING)

14. DATE OF ONSET OF CONDITION

15. FIRST CONSULTED FOR CONDITION

16. HAS PATIENT EVER HAD SAME OR SIMILAR SYMPTOMS

16A. EMERGENCY RELATED

17. DATE PATIENT MAY RETURN TO WORK

18. DATES OF DISABILITY FROM TO

19. NAME OF REFERRING PHYSICIAN OR OTHER SOURCE

19A. ADDRESS (OR SIGNATURE SHF ONLY)

19B. PROF CD

19C. IDENTIFICATION NUMBER

19D. DX CODE

20. FOR SERVICES RELATED TO HOSPITALIZATION, GIVE HOSPITALIZATION DATES

ADMITTED DISCHARGED

20A. NAME OF HOSPITAL

20B. SURGERY DATE

20C. TYPE OF SURGERY

21. NAME OF FACILITY WHERE SERVICES RENDERED (If other than home or office)

21A. ADDRESS OF FACILITY

22. WAS LABORATORY WORK PERFORMED OUTSIDE YOUR OFFICE

LAB CHARGES

22A. SERVICE PROVIDER NAME

22B. PROF CD

22C. IDENTIFICATION NUMBER

22D. STERILIZATION ABORTION CODE

22E. STATUS CODE

23. DIAGNOSIS OR NATURE OF ILLNESS. RELATE DIAGNOSIS TO PROCEDURE IN COLUMN 24H BY REFERENCE TO NUMBERS 1, 2, 3, ETC. OR DX CODE

22F. POSSIBLE DISABILITY

22G. EPSDT C/THP

22H. FAMILY PLANNING

23A. PRIOR APPROVAL NUMBER

23B. PAYMT SOURCE CODE

24A. DATE OF SERVICE

24B. PLACE

24C. PROCEDURE CD

24D. MOD

24E. MOD

24F. MOD

24G. MOD

24H. DIAGNOSIS CODE

24I. DAYS OR UNITS

24J. CHARGES

24K.

24L.

24M. INPATIENT HOSPITAL VISITS

FROM THROUGH

24N. PROC CD

24O. MOD

25. CERTIFICATION (I CERTIFY THAT THE STATEMENTS ON THE REVERSE SIDE APPLY TO THIS BILL AND ARE MADE A PART HEREOF)

26. ACCEPT ASSIGNMENT

27. TOTAL CHARGE

28. AMOUNT PAID

29. BALANCE DUE

**Sally Forth**  
SIGNATURE OF PHYSICIAN OR SUPPLIER

30. EMPLOYER IDENTIFICATION NUMBER/ SOCIAL SECURITY NUMBER

31. PHYSICIAN'S OR SUPPLIER'S NAME, ADDRESS, ZIP CODE

**Sally Forth**  
**312 Main Street**  
**Anytown, New York 11111**

25A. PROVIDER IDENTIFICATION NUMBER

25B. MEDICAID GROUP IDENTIFICATION NUMBER

25C. LOCATOR CODE

25D. SA EXCP CODE

32A. MY FEE HAS BEEN PAID

COUNTY OF SUBMITTAL

25E. DATE SIGNED

32. PATIENT'S ACCOUNT NUMBER

33. OTHER REFERRING ORDERING PROVIDER ID/LICENSE NUMBER

34. PROF CD

35. CASE MANAGER ID

DO NOT WRITE IN THIS SPACE

EMEDNY - 150001 (1/04)



Figure 2B: Adjustment


MEDICAL ASSISTANCE HEALTH INSURANCE CLAIM FORM TITLE XIX PROGRAM

ONLY TO BE USED TO ADJUST/VOID PAID CLAIM

CODE: X V

ORIGINAL CLAIM REFERENCE NUMBER: 0 5 0 9 6 1 2 3 4 5 6 7 8 9 0 1

PATIENT AND INSURED (SUBSCRIBER) INFORMATION



DO NOT STAPLE IN BARCODE AREA

1. PATIENT'S NAME (First, middle, last) <b>JANE SMITH</b>		2. DATE OF BIRTH <b>0 5   2 0   1 9   9 0</b>		2A. TOTAL ANNUAL FAMILY INCOME		4. INSURED'S NAME (First name, middle initial, last name)	
4. PATIENT'S ADDRESS (Street, City, State, Zip Code)		5. INSURED'S SEX MALE <input type="checkbox"/> FEMALE <input type="checkbox"/>		5A. PATIENT'S SEX MALE <input checked="" type="checkbox"/> FEMALE <input checked="" type="checkbox"/>		6. MEDICARE NUMBER <b>A B   1 2   3 4   5 C</b>	
6. PATIENT'S EMPLOYER, OCCUPATION OR SCHOOL		7. PATIENT'S RELATIONSHIP TO INSURED SELF <input type="checkbox"/> SPOUSE <input type="checkbox"/> CHILD <input type="checkbox"/> OTHER <input type="checkbox"/>		8. INSURED'S EMPLOYER OR OCCUPATION		11. INSURED'S ADDRESS (Street, City, State, Zip Code)	
9. OTHER HEALTH INSURANCE COVERAGE -- Enter name of Policyholder, Plan Name and Address, and Policy or Private Insurance Number		10. WAS CONDITION RELATED TO PATIENT'S EMPLOYMENT <input checked="" type="checkbox"/> CRIME VICTIM <input checked="" type="checkbox"/> AUTO ACCIDENT <input checked="" type="checkbox"/> OTHER LIABILITY <input checked="" type="checkbox"/>		12. PATIENT'S OR AUTHORIZED SIGNATURE  <b>JANE SMITH</b>			
12. DATE MM DD YY		13. INSURED'S SIGNATURE					

PHYSICIAN OR SUPPLIER INFORMATION (REFER TO REVERSE BEFORE COMPLETING AND SIGNING)

14. DATE OF ONSET OF CONDITION MM DD YY			15. FIRST CONSULTED FOR CONDITION MM DD YY			16. HAS PATIENT EVER HAD SAME OR SIMILAR SYMPTOMS YES <input type="checkbox"/> NO <input type="checkbox"/>			16A. EMERGENCY RELATED YES <input checked="" type="checkbox"/> NO <input checked="" type="checkbox"/>			17. DATE PATIENT MAY RETURN TO WORK MM DD YY			18. DATES OF DISABILITY TOTAL <input type="checkbox"/> PARTIAL <input type="checkbox"/>			FROM MM DD YY			TO MM DD YY					
19. NAME OF REFERRING PHYSICIAN OR OTHER SOURCE						19A. ADDRESS (OR SIGNATURE SHF ONLY)						19B. PROF CD			19C. IDENTIFICATION NUMBER			19D. DX CODE								
20. FOR SERVICES RELATED TO HOSPITALIZATION, GIVE HOSPITALIZATION DATES				ADMITTED MM DD YY				DISCHARGED MM DD YY				20A. NAME OF HOSPITAL			20B. SURGERY DATE MM DD YY			20C. TYPE OF SURGERY								
21. NAME OF FACILITY WHERE SERVICES RENDERED (If other than home or office)						21A. ADDRESS OF FACILITY						22. WAS LABORATORY WORK PERFORMED OUTSIDE YOUR OFFICE YES <input type="checkbox"/> NO <input type="checkbox"/>			LAB CHARGES											
22A. SERVICE PROVIDER NAME						22B. PROF CD			22C. IDENTIFICATION NUMBER			22D. STERILIZATION ABORTION CODE			22E. STATUS CODE											
23. DIAGNOSIS OR NATURE OF ILLNESS. RELATE DIAGNOSIS TO PROCEDURE IN COLUMN 24H BY REFERENCE TO NUMBERS 1, 2, 3, ETC. OR DX CODE												22F. POSSIBLE DISABILITY <b>Y X</b>			22G. EPSDT C/THP <b>Y N</b>			22H. FAMILY PLANNING <b>Y X</b>								
23. 1. 2. 3.												23A. PRIOR APPROVAL NUMBER						23B. PAYMT SOURCE CODE <b>1   1</b>								
24A. DATE OF SERVICE M M D D Y Y			24B. PLACE		24C. PROCEDURE CD			24D. MOD	24E. MOD	24F. MOD	24G. MOD	24H. DIAGNOSIS CODE <b>V 7   2 3</b>			24I. DAYS OR UNITS			24J. CHARGES <b>5.0   0</b>			24K.			24L.		
0   3   3   0   0   5			1   1		9   9   2   0   1							V   7   2   3						5   0   0								
0   4   0   6   0   5			1   1		9   9   2   1   1							V   7   2   3						5   0   0								
24M. INPATIENT HOSPITAL VISITS						FROM MM DD YY			THROUGH MM DD YY			24N. PROC CD			24O. MOD											
25. CERTIFICATION (I CERTIFY THAT THE STATEMENTS ON THE REVERSE SIDE APPLY TO THIS BILL AND ARE MADE A PART HEREOF)												26. ACCEPT ASSIGNMENT YES <input type="checkbox"/> NO <input type="checkbox"/>						27. TOTAL CHARGE			28. AMOUNT PAID			29. BALANCE DUE		
<b>Sally Forth</b> SIGNATURE OF PHYSICIAN OR SUPPLIER												30. EMPLOYER IDENTIFICATION NUMBER/ SOCIAL SECURITY NUMBER						31. PHYSICIAN'S OR SUPPLIER'S NAME, ADDRESS, ZIP CODE <b>Sally Forth 312 Main Street Anytown, New York 11111</b>								
25A. PROVIDER IDENTIFICATION NUMBER <b>0 1 2 3 4 5 6 7</b>												25C. LOCATOR CODE <b>0 0 3</b>			25D. SA EXCP CODE			32A. MY FEE HAS BEEN PAID YES <input type="checkbox"/> NO <input type="checkbox"/>			TELEPHONE NUMBER ( ) EXT.			DO NOT WRITE IN THIS SPACE		
COUNTY OF SUBMITTAL			25E. DATE SIGNED <b>0 5   2 3   0 5</b>			32. PATIENT'S ACCOUNT NUMBER			<b>A B   C 1   2   3   4   5</b>			33. OTHER REFERRING ORDERING PROVIDER ID/LICENSE NUMBER			34. PROF CD			35. CASE MANAGER ID			EMEDNY - 150001 (1/04)					

**Void**

A void is submitted to nullify **all** individual claim lines originally submitted on the same document/record and sharing the same TCN.

When submitting a void, please follow the instructions below:

- The void must be submitted on a new claim form (copy of the original form is unacceptable).
- The void must contain all the claim lines to be cancelled and all applicable fields must be completed.

Voids cause the cancellation of the original TCN history records and payment.

**Example:**

TCN 0509698765432123 contained two claim lines, which were paid on April 18, 2005. Later, the provider became aware that the patient had another insurance coverage. The other insurance was billed and the provider was paid in full for all the services. Medicaid must be reimbursed by submitting a void for the two claim lines paid in the specific TCN. Refer to Figures 3A and 3B for an illustration of this example.

## Figure 3A: Original Claim Form

**MEDICAL ASSISTANCE HEALTH INSURANCE CLAIM FORM TITLE XIX PROGRAM**

<small>ONLY TO BE USED TO ADJUST/VOID PAID CLAIM</small>	CODE A V	ORIGINAL CLAIM REFERENCE NUMBER																									
<table border="1" style="width: 100%; border-collapse: collapse; height: 20px;"> <tr> <td> </td><td> </td><td> </td><td> </td><td> </td><td> </td><td> </td><td> </td><td> </td><td> </td><td> </td><td> </td><td> </td><td> </td><td> </td><td> </td><td> </td><td> </td><td> </td><td> </td><td> </td><td> </td><td> </td><td> </td><td> </td> </tr> </table>																											

<b>PATIENT AND INSURED (SUBSCRIBER) INFORMATION</b>			
<div style="display: flex; align-items: center;"> <p style="writing-mode: vertical-rl; transform: rotate(180deg); font-weight: bold;">DO NOT STAPLE IN BARCODE AREA</p> </div>		1. PATIENT'S NAME (First, middle, last) <b>ROBERT JOHNSON</b>	2. DATE OF BIRTH <b>0 6 0 3 1 9 5 6</b>
		4. PATIENT'S ADDRESS (Street, City, State, Zip Code)	5. INSURED'S SEX <input type="checkbox"/> MALE <input type="checkbox"/> FEMALE <input checked="" type="checkbox"/> M <input checked="" type="checkbox"/> F
		4. INSURED'S NAME (First name, middle initial, last name)	2A. TOTAL ANNUAL FAMILY INCOME
6. C. PATIENT'S EMPLOYER, OCCUPATION OR SCHOOL		7. PATIENT'S RELATIONSHIP TO INSURED <input type="checkbox"/> SELF <input type="checkbox"/> SPOUSE <input type="checkbox"/> CHILD <input type="checkbox"/> OTHER	8. INSURED'S EMPLOYER OR OCCUPATION
9. OTHER HEALTH INSURANCE COVERAGE - Enter name of Policyholder, Plan Name and Address, and Policy or Private Insurance Number		10. WAS CONDITION RELATED TO PATIENT'S EMPLOYMENT <input checked="" type="checkbox"/> <input type="checkbox"/> CRIME VICTIM <input type="checkbox"/> AUTO ACCIDENT <input checked="" type="checkbox"/> <input type="checkbox"/> OTHER LIABILITY <input type="checkbox"/>	11. INSURED'S ADDRESS (Street, City, State, Zip Code)
12. PATIENT'S OR AUTHORIZED SIGNATURE		DATE MM   DD   YY	13. INSURED'S SIGNATURE

PHYSICIAN OR SUPPLIER INFORMATION (REFER TO REVERSE BEFORE COMPLETING AND SIGNING)													
14. DATE OF ONSET OF CONDITION MM   DD   YY			15. FIRST CONSULTED FOR CONDITION MM   DD   YY			16. HAS PATIENT EVER HAD SAME OR SIMILAR SYMPTOMS YES <input type="checkbox"/> NO <input type="checkbox"/>			16A. EMERGENCY RELATED YES <input checked="" type="checkbox"/> NO <input type="checkbox"/>		17. DATE PATIENT MAY RETURN TO WORK MM   DD   YY		
19. NAME OF REFERRING PHYSICIAN OR OTHER SOURCE			19A. ADDRESS (OR SIGNATURE SHF ONLY)			19B. PROF CD		19C. IDENTIFICATION NUMBER		19D. DX CODE			
20. FOR SERVICES RELATED TO HOSPITALIZATION, GIVE HOSPITALIZATION DATES MM   DD   YY			ADMITTED MM   DD   YY			DISCHARGED MM   DD   YY			20A. NAME OF HOSPITAL		20B. SURGERY DATE MM   DD   YY		
21. NAME OF FACILITY WHERE SERVICES RENDERED (If other than home or office)			21A. ADDRESS OF FACILITY			22. WAS LABORATORY WORK PERFORMED OUTSIDE YOUR OFFICE YES <input type="checkbox"/> NO <input type="checkbox"/>			22C. TYPE OF SURGERY			LAB CHARGES	
22A. SERVICE PROVIDER NAME			22B. PROF CD			22C. IDENTIFICATION NUMBER			22D. STERILIZATION ABORTION CODE		22E. STATUS CODE		

23. DIAGNOSIS OR NATURE OF ILLNESS. RELATE DIAGNOSIS TO PROCEDURE IN COLUMN 24H BY REFERENCE TO NUMBERS 1, 2, 3, ETC. OR DX CODE					22F. POSSIBLE DISABILITY Y X		22G. EPSDT C/THP Y N		22H. FAMILY PLANNING Y X		
1. 2. 3.					23A. PRIOR APPROVAL NUMBER					23B. PAYMT SOURCE CODE 1   1	

24A. DATE OF SERVICE M M   D D   Y Y	24B. PLACE	24C. PROCEDURE CD	24D. MOD	24E. MOD	24F. MOD	24G. MOD	24H. DIAGNOSIS CODE	24I. DAYS OR UNITS	24J. CHARGES	24K.	24L.
0   3   2   4   0   5	1   1	9   9   2   0   1					V   7   2   3		6   5   0		
0   3   3   0   0   5	1   1	9   9   2   1   1					V   7   2   3		5   0   0		

24M. INPATIENT HOSPITAL VISITS FROM MM   DD   YY THROUGH MM   DD   YY			24N. PROC CD			24O. MOD					
25. CERTIFICATION (I CERTIFY THAT THE STATEMENTS ON THE REVERSE SIDE APPLY TO THIS BILL AND ARE MADE A PART HEREOF) <b>Sally Forth</b> <small>SIGNATURE OF PHYSICIAN OR SUPPLIER</small>						26. ACCEPT ASSIGNMENT YES <input type="checkbox"/> NO <input type="checkbox"/>					
25A. PROVIDER IDENTIFICATION NUMBER 0   1   2   3   4   5   6   7			25B. MEDICAID GROUP IDENTIFICATION NUMBER			25C. LOCATOR CODE 0   0   3			25D. SA EXCP CODE		
25E. DATE SIGNED 03   30   05			32. PATIENT'S ACCOUNT NUMBER			32A. MY FEE HAS BEEN PAID YES <input type="checkbox"/> NO <input type="checkbox"/>			31. PHYSICIAN'S OR SUPPLIER'S NAME, ADDRESS, ZIP CODE <b>Sally Forth 312 Main Street Anytown, New York 11111</b>		
33. OTHER REFERRING ORDERING PROVIDER ID/LICENSE NUMBER			34. PROF CD			35. CASE MANAGER ID			30. EMPLOYER IDENTIFICATION NUMBER/SOCIAL SECURITY NUMBER		
COUNTY OF SUBMITTAL						TELEPHONE NUMBER ( ) EXT.					

Figure 3B: Void

MEDICAL ASSISTANCE HEALTH INSURANCE CLAIM FORM TITLE XIX PROGRAM

ONLY TO BE USED TO ADJUST/VOID PAID CLAIM CODE ORIGINAL CLAIM REFERENCE NUMBER 0 5 0 9 6 9 8 7 6 5 4 3 2 1 2 3

PATIENT AND INSURED (SUBSCRIBER) INFORMATION

DO NOT STAPLE IN BARCODE AREA

1. PATIENT'S NAME (First, middle, last) ROBERT JOHNSON
2. DATE OF BIRTH 06|03|19|56
4. INSURED'S NAME (First name, middle initial, last name)
5A. PATIENT'S SEX MALE FEMALE X
6. MEDICARE NUMBER
6A. MEDICAID NUMBER A|B|1|2|3|4|5|C
7. PATIENT'S RELATIONSHIP TO INSURED SELF SPOUSE CHILD OTHER
8. INSURED'S EMPLOYER OR OCCUPATION
10. WAS CONDITION RELATED TO PATIENT'S EMPLOYMENT AUTO ACCIDENT
11. INSURED'S ADDRESS (Street, City, State, Zip Code)

PHYSICIAN OR SUPPLIER INFORMATION (REFER TO REVERSE BEFORE COMPLETING AND SIGNING)

14. DATE OF ONSET OF CONDITION
15. FIRST CONSULTED FOR CONDITION
16. HAS PATIENT EVER HAD SAME OR SIMILAR SYMPTOMS
17. DATE PATIENT MAY RETURN TO WORK
18. DATES OF DISABILITY
19. NAME OF REFERRING PHYSICIAN OR OTHER SOURCE
19A. ADDRESS (OR SIGNATURE SHF ONLY)
19B. PROF CD
19C. IDENTIFICATION NUMBER
19D. DX CODE
20. FOR SERVICES RELATED TO HOSPITALIZATION, GIVE HOSPITALIZATION DATES
20A. NAME OF HOSPITAL
20B. SURGERY DATE
20C. TYPE OF SURGERY
21. NAME OF FACILITY WHERE SERVICES RENDERED (If other than home or office)
21A. ADDRESS OF FACILITY
22. WAS LABORATORY WORK PERFORMED OUTSIDE YOUR OFFICE
22A. SERVICE PROVIDER NAME
22B. PROF CD
22C. IDENTIFICATION NUMBER
22D. STERILIZATION ABORTION CODE
22E. STATUS CODE
23. DIAGNOSIS OR NATURE OF ILLNESS. RELATE DIAGNOSIS TO PROCEDURE IN COLUMN 24H BY REFERENCE TO NUMBERS 1, 2, 3, ETC. OR DX CODE
23A. PRIOR APPROVAL NUMBER
23B. PAYMT SOURCE CODE

Table with columns: 24A. DATE OF SERVICE, 24B. PLACE, 24C. PROCEDURE CD, 24D. MOD, 24E. MOD, 24F. MOD, 24G. MOD, 24H. DIAGNOSIS CODE, 24I. DAYS OR UNITS, 24J. CHARGES, 24K., 24L.

25. CERTIFICATION (I CERTIFY THAT THE STATEMENTS ON THE REVERSE SIDE APPLY TO THIS BILL AND ARE MADE A PART HEREOF)
Signature: Sally Forth
26. ACCEPT ASSIGNMENT
27. TOTAL CHARGE
28. AMOUNT PAID
29. BALANCE DUE
30. EMPLOYER IDENTIFICATION NUMBER/SOCIAL SECURITY NUMBER
31. PHYSICIAN'S OR SUPPLIER'S NAME, ADDRESS, ZIP CODE
32. PATIENT'S ACCOUNT NUMBER
33. OTHER REFERRING ORDERING PROVIDER ID/LICENSE NUMBER
34. PROF CD
35. CASE MANAGER ID

**Fields 1, 2, 5A, and 6A require information obtained from the Client's (Recipient) Common Benefit Identification Card.**

**PATIENT'S NAME (Field 1)**

Enter the recipient's first name, followed by the last name, as they appear on the Common Benefit Identification Card.

**DATE OF BIRTH (Field 2)**

Enter the recipient's birth date indicated on the Common Benefit ID Card. The birth date must be in the format MMDDYYYY.

**Example:** Mary Brandon was born on January 2<sup>nd</sup>, 1974.

2.	DATE OF BIRTH							
	0	1	0	2	1	9	7	4

**PATIENT'S SEX (Field 5A)**

Place an 'X' in the appropriate box to indicate the recipient's sex.

**MEDICAID NUMBER (Field 6A)**

Enter the patient's ID number (Client ID number) as it appears on the Common Benefit Identification Card. Medicaid Client ID numbers are assigned by NYS Medicaid and are composed of eight characters in the format AANNNNNA, where A = alpha character and N = numeric character.

**Example:**

6A.	MEDICAID NUMBER							
	A	A	1	2	3	4	5	W

**WAS CONDITION RELATED TO (Field 10)**

If applicable, place an 'X' in the appropriate box to indicate that the service rendered to the patient was for a condition resulting from an accident or a crime. Select the boxes in accordance to the following:

- **Patient's Employment**  
Use this box to indicate Worker's Compensation. Leave this box blank if condition is related to patient's employment, but not to Worker's Compensation.

- **Crime Victim**  
Use this box to indicate that the condition treated was the result of an assault or crime.
- **Auto Accident**  
Use this box to indicate Automobile No-Fault. Leave this box blank if condition is related to an auto accident other than no-fault or if no-fault benefits are exhausted.
- **Other Liability**  
Use this box to indicate that the condition was an accident-related injury of a different nature from those indicated above.

If the condition being treated is not related to any of these situations, leave these boxes blank.

**EMERGENCY RELATED (Field 16A)**

Enter an 'X' in the Yes box **only** when the condition being treated is related to an emergency (the patient requires immediate intervention as a result of severe, life threatening or potentially disabling condition); otherwise leave this field blank.

**NAME OF REFERRING PHYSICIAN OR OTHER SOURCE (Field 19)**

Leave this field blank.

**ADDRESS [Or Signature - SHF Only] (Field 19A)**

If the provider is a member of a Shared Health Facility and another Medicaid provider in the same Shared Health Facility ordered the services, obtain the ordering provider's signature in this field.

**PROF CD (PROFESSION CODE) [Ordering /Referring Provider] (Field 19B)**

If a license number is indicated in Field 19C, the Profession Code that identifies the ordering/referring provider's profession must be entered in this field. Profession Codes are listed at [www.emedny.org](http://www.emedny.org).

- ✓ Select **NYHIPAADESK** from the menu
- ✓ Click on **eMedNY Phase II News**
- ✓ Look for the box labeled "Using License Number in Phase II" and click on **Provider License Type to Profession Code Mapping**

**IDENTIFICATION NUMBER [Ordering/Referring Provider] (Field 19C)**

If the patient was referred by another provider, enter the referring provider's Medicaid ID number in this field. If the referring provider is not enrolled in Medicaid, enter his/her license number. If a license number is used, it must be preceded by two zeroes (00) if it is a NY State license or by the standard Post Office abbreviation of the state of origin if it is an out-of-state license. If the out-of-state license is less than 6 digits, enter zero(s) after the state code to make the license a 6 digit number. Please refer to Appendix A – Codes for the Post Office state abbreviations.

If no referral was involved, leave this field blank.

**DX CODE (Field 19D)**

Leave this field blank.

**NAME OF FACILITY WHERE SERVICES RENDERED (Field 21)**

This field should be completed **only** when the Place of Service Code entered in Field 24B is 99 – Other Unlisted Facility.

**ADDRESS OF FACILITY (Field 21A)**

This field should be completed **only** when the Place of Service Code entered in Field 24B is 99 – Other Unlisted Facility.

**Note: The address listed in this field does not have to be the facility address. It should be the address where services were rendered.**

**SERVICE PROVIDER NAME (Field 22A)**

Leave this field blank.

**PROF CD (PROFESSION CODE) [Service Provider] (Field 22B)**

Leave this field blank.

**IDENTIFICATION NUMBER [Service Provider] (Field 22C)**

Leave this field blank.

**STERILIZATION/ABORTION CODE (Field 22D)**

Leave this field blank.

**STATUS CODE (Field 22E)**

Leave this field blank.

**POSSIBLE DISABILITY (Field 22F)**

Place an 'X' in the Y box for YES or an 'X' in the N box for NO to indicate whether the service was for treatment of a condition which appeared to be of a disabling nature (the inability to engage in any substantial or gainful activity by reason of any medically determinable physical or mental impairment which can be expected to result in death or has lasted or can be expected to last for a continuous period of not less than 12 months).

**EPSDT C/THP (Field 22G)**

Leave this field blank.

**FAMILY PLANNING (Field 22H)**

Medical family planning services include diagnosis, treatment, drugs, supplies and related counseling which are furnished or prescribed by, or are under the supervision of a physician or nurse practitioner.

This field must always be completed. Place an 'X' in the YES box if **all** services being claimed are family planning services. Place an 'X' in the NO box if **at least one** of the services being claimed is not a family planning service. If some of the services being claimed, but not all, are related to Family Planning, **place the modifier FP** in the two-digit space following the procedure code in Field 24D to designate those specific procedures which are family planning services.

**PRIOR APPROVAL NUMBER (Field 23A)**

If the provider is billing for a service that requires Prior Approval, for example: out-of-state services, enter in this field the eleven-digit prior approval number assigned for this service by the appropriate agency of the New York State Department of Health. If several service dates and/or procedures need to be claimed and they are covered by different prior approvals, a claim form has to be submitted for each prior approval.

**Notes:**

- **For information regarding how to obtain Prior Approval/Prior Authorization for specific services, please refer to Information for All Providers, Inquiry section on this web page.**
- **For information on how to complete the prior approval form, please refer to the Prior Approval Guidelines for this manual.**



- For information regarding procedures that require prior approval, please consult the Procedure Codes and Fee Schedules for this manual.

### **PAYM'T SOURCE CODE [Box M and Box O] (Field 23B)**

This field has two components: Box 'M' and Box 'O'. Both boxes need to be filled as follows:

#### **Box M**

The values entered in this box define the nature of the amounts entered in fields 24J and 24K. Box 'M' is used to indicate whether the patient is covered by Medicare and whether Medicare approved or denied payment. Enter the appropriate numeric indicator from the following list.

- **No Medicare involvement – Source Code Indicator = 1**  
This code indicates that the patient does not have Medicare coverage.
- **Patient has Medicare Part B; Medicare paid for the service – Source Code Indicator = 2**  
This code indicates that the service is covered by Medicare and that Medicare approved the service and made a payment. Medicaid is responsible for reimbursing the Medicare deductible and/or (full or partial) coinsurance.
- **Patient has Medicare Part B; Medicare denied payment – Source Code Indicator = 3**  
This code indicates that Medicare denied payment or did not cover the service billed.

#### **Box O**

Box 'O' is used to indicate whether the patient has insurance coverage other than Medicare or Medicaid or whether the patient is responsible for a pre-determined amount of his/her medical expenses. The values entered in this box define the nature of the amount entered in field 24L. Enter the appropriate indicator from the following list.

- **No Other Insurance involvement – Source Code Indicator = 1**  
This code indicates that the patient does not have other insurance coverage.
- **Patient has Other Insurance coverage – Source Code Indicator = 2**  
This code indicates that the recipient has other insurance regardless of the fact that the insurance carrier(s) paid or denied payment or that the service was covered or not by the other insurance. When the value **2** is entered in Box 'O', the two-character code that identifies the other insurance carrier must be entered in the space following Box 'O'. If more than one insurance carrier is involved, enter the code of the insurance carrier who paid the largest amount. Refer to Information for All Providers, Third Party Information on this web page, for the appropriate Other Insurance codes.

- **Patient Participation – Source Code Indicator = 3**

This code indicates that the recipient has incurred a pre-determined amount of medical expenses, which qualify him/her to become eligible for Medicaid.

**The following chart provides a full illustration of how to complete field 23B and the relationship between this field and fields 24J, 24K, and 24L.**

**Midwife Billing Guidelines**

23B. PAYM'T SOURCE CO  M / O / /
--

**BOX M**

**BOX O**

23B. PAYM'T SOURCE CO <b>1 1</b> M / O / /	Code 1 – <b>No Medicare involvement.</b> Field 24J should contain the amount charged and field 24K must be left blank.	Code 1 – <b>No Other Insurance involvement.</b> Field 24L must be left blank.
23B. PAYM'T SOURCE CO <b>1 2</b> M / O / * / *	Code 1 – <b>No Medicare involvement.</b> Field 24J should contain the amount charged and field 24K must be left blank.	Code 2 – <b>Other Insurance involved.</b> Field 24L should contain the amount paid by the other insurance or \$0.00 if the other insurance did not cover the service or denied payment. ** You must indicate the two-digit insurance code.
23B. PAYM'T SOURCE CO <b>1 3</b> M / O / * / *	Code 1 – <b>No Medicare involvement.</b> Field 24J should contain the amount charged and field 24K must be left blank.	Code 3 – <b>Indicates patient's participation.</b> Field 24L should contain the patient's participation amount. If Other Insurance is also involved, enter the total payments in 24L and ** enter the two-digit insurance code.
23B. PAYM'T SOURCE CO <b>2 1</b> M / O / /	Code 2 – <b>Medicare Approved Service.</b> Field 24J should contain the Medicare Approved amount and field 24K should contain the Medicare payment amount.	Code 1 – <b>No Other Insurance involvement.</b> Field 24L must be left blank.
23B. PAYM'T SOURCE CO <b>2 2</b> M / O / * / *	Code 2 – <b>Medicare Approved Service.</b> Field 24J should contain the Medicare Approved amount and field 24K should contain the Medicare payment amount.	Code 2 – <b>Other Insurance involved.</b> Field 24L should contain the amount paid by the other insurance or \$0.00 if the other insurance did not cover the service or denied payment. ** You must indicate the two-digit insurance code.
23B. PAYM'T SOURCE CO <b>2 3</b> M / O / * / *	Code 2 – <b>Medicare Approved Service.</b> Field 24J should contain the Medicare Approved amount and field 24K should contain the Medicare payment amount.	Code 3 – <b>Indicates patient's participation.</b> Field 24L should contain the patient's participation amount. If Other Insurance is also involved, enter the total payments in 24L and ** enter the two-digit insurance code.
23B. PAYM'T SOURCE CO <b>3 1</b> M / O / /	Code 3 – <b>Medicare denied payment or did not cover the service.</b> Field 24J should contain the amount charged and field 24K should contain \$0.00.	Code 1 – <b>No Other Insurance involvement.</b> Field 24L must be left blank.
23B. PAYM'T SOURCE CO <b>3 2</b> M / O / * / *	Code 3 – <b>Medicare denied payment or did not cover the service.</b> Field 24J should contain the amount charged and field 24K should contain \$0.00.	Code 2 – <b>Other Insurance involved.</b> Field 24L should contain the amount paid by the other insurance or \$0.00 if the other insurance did not cover the service or denied payment. ** You must indicate the two-digit insurance code.
23B. PAYM'T SOURCE CO <b>3 3</b> M / O / * / *	Code 3 – <b>Medicare denied payment or did not cover the service.</b> Field 24J should contain the amount charged and field 24K should contain \$0.00.	Code 3 – <b>Indicates patient's participation.</b> Field 24L should contain the patient's participation amount. If Other Insurance is also involved, enter the total payments in 24L and ** enter the two-digit insurance code.

## Encounter Section: Fields 24A Through 24O

*The claim form can accommodate up to seven encounters with a single patient, plus a block of encounters in a hospital setting, if all the information in the Header Section of the claim (Fields 1–23B) applies to all the encounters.*

### **DATE OF SERVICE (Field 24A)**

Enter the date on which the service was rendered in the format MM/DD/YY.

**Example:** April 1, 2005 = 04/01/05

**Note:** A service date must be entered for each procedure code listed.

### **PLACE [Of Service] (Field 24B)**

This two-digit code indicates the type of location where the service was rendered. Please note that place of service code is different from locator code. Select the appropriate codes from Appendix A-Codes.

**Note:** If code 99 (Other Unlisted Facility) is entered in this field for any claim line, the exact address where the procedure was performed must be entered in Fields 21 and 21A.

### **PROCEDURE CODE (Field 24C)**

This code identifies the type of service that was rendered to the patient. Enter the appropriate 5-character Procedure Code.

**Note:** Procedure codes, definitions, prior approval requirements (if applicable), fees, etc. can be found in Procedure Codes and Fee Schedule for this manual.

### **MOD (MODIFIER) (Fields 24D, 24E, 24F and 24G)**

Under certain circumstances, the procedure code must be expanded by a two-digit modifier to further explain or define the nature of the procedure. If the Procedure Code requires the addition of modifiers, enter one or more (up to four) modifiers in these fields.

**Note:** Modifier values and their definitions can be found in Procedure Codes and Fee Schedule for this manual.

### **Special Instructions for Claiming Medicare Deductible:**

When billing for the Medicare **deductible**, modifier “U2” must be used in conjunction with the Procedure Code for which the deductible is applicable. **Do not enter the “U2”** modifier if billing for Medicare coinsurance.

**DIAGNOSIS CODE (Field 24H)**

Using the International Classification of Diseases, Ninth Edition, Clinical Modification (ICD-9-CM) coding system, enter the appropriate code which describes the main condition or symptom of the patient. The ICD-9-CM code must be entered exactly as it is listed in the manual in the correct spaces of this field and in relation to the decimal point.

**Note: A three-digit Diagnosis Code (no entry following the decimal point) will only be accepted when the Diagnosis Code has no subcategories. Diagnosis Codes with subcategories MUST be entered with the subcategories indicated after the decimal point.**

The following is an example of an ICD-9-CM Diagnosis Code properly entered in Field 24H:

24H.					
DIAGNOSIS CODE					
V	7	2.3			

**DAYS OR UNITS (Field 24I)**

If a procedure was performed more than one time on the same date of service, enter the number of times in this field. If the procedure was performed only one time, this field may be left blank.

**The entries in field 23B, Payment Source Code, determine the entries in Fields 24J, 24K and 24L.**

**CHARGES (Field 24J)**

This field must contain either the Amount Charged **or** the Medicare Approved amount.

**Amount Charged**

When Box 'M' in field 23B has an entry value of **1** or **3**, enter the amount charged in this field. The Amount Charged may not exceed the provider's customary charge for the procedure.

**Medicare Approved Amount**

When Box M in field 23B has an entry value of **2**, enter the Medicare Approved Amount in field 24J. The Medicare Approved amount is determined as follows:

- If billing for the **Medicare deductible**, the Medicare Approved amount should equal the Deductible amount claimed, which must not exceed the established amount for the year in which the service was rendered.

- If billing for the **Medicare coinsurance**, the Medicare Approved amount should equal the sum of: the amount paid by Medicare plus the Medicare coinsurance amount plus the Medicare deductible amount, if any.

**Notes:**

- **Field 24J must never be left blank or contain 0.00. If the Medicare Approved amount from the EOMB equals zero, then Medicaid should not be billed.**
- **It is the responsibility of the provider to determine whether Medicare covers the service being billed for. If the service is covered or if the provider does not know if the service is covered, the provider must first submit a claim to Medicare, as Medicaid is always the payer of last resort.**

**UNLABELED (Field 24K)**

This field is used to indicate the Medicare Paid Amount and must be completed if Box M in field 23B has an entry value of **2** or **3**.

**The value in Box M is 2**

- When billing for the **Medicare deductible**, enter 0.00 in this field.
- When billing for the **Medicare coinsurance**, enter the Medicare Paid amount as the sum of the actual Medicare paid amount and the Medicare deductible, if any.

**The value in Box M is 3**

- When Box 'M' in field 23B contains the value **3**, enter 0.00 in this field to indicate that Medicare denied payment or did not cover the service.

If none of the above situations are applicable, leave this field blank.

**UNLABELED (Field 24L)**

This field must be completed when Box 'O' in field 23B has an entry value of **2** or **3**.

- When Box 'O' has an entry value of **2**, enter the Other Insurance payment in this field. If more than one insurance carrier contributes to payment of the claim, add the payment amounts and enter the total amount paid by all other insurance carriers in this field.
- When Box 'O' has an entry value of **3**, enter the Patient Participation amount. If the patient is covered by other insurance and the insurance carrier(s) paid for the service, add the Other Insurance payment to the Patient Participation amount and enter the sum in this field.

If none of the above situations are applicable, leave this field blank.

**Note: It is the responsibility of the provider to determine whether the recipient's other insurance carrier covers the service being billed for, as Medicaid is always the payer of last resort.**

If the other insurance carrier denied payment enter 0.00 in field 24L. Proof of denial of payment must be maintained in the patient's billing record. Zeroes must also be entered in this field if any of the following situations apply:

- Prior to billing the insurance company, the provider knows that the service will not be covered because:
  - ▶ The provider has had a previous denial for payment for the service from the particular insurance policy. However, the provider should be aware that the service should be billed if the insurance policy changes. Proof of denials must be maintained in the patient's billing record. Prior claims denied due to deductibles not being met are not to be counted as denials for subsequent billings.
  - ▶ In very limited situations the Local Department of Social Services (LDSS) has advised the provider to zero-fill other insurance payment for same type of service. This communication should be documented in the patient's billing record.
- The provider bills the insurance company and receives a rejection because:
  - ▶ The service is not covered; or
  - ▶ The deductible has not been met.
- The provider cannot directly bill the insurance carrier and the policyholder is either unavailable to, or uncooperative in submitting claims to the insurance company. In these cases the LDSS must be notified prior to zero-filling. Since June 1, 1992 LDSS has subrogation rights enabling them to complete claim forms on behalf of uncooperative policyholders who do not pay the provider for the services. The LDSS office can direct the insurance company to pay the provider directly for the service whether or not the provider participates with the insurance plan. The provider should contact the third party worker in the local social services office whenever he/she encounters policyholders who are uncooperative in paying for covered services received by their dependents who are on Medicaid. In other cases the provider will be instructed to zero-fill the Other Insurance Payment in the Medicaid claim and the LDSS will retroactively pursue the third party resource.
- The recipient or an absent parent collects the insurance benefits and fails to submit payment to the provider. The LDSS must be notified so that sanctions and/or legal action can be brought against the recipient or absent parent.
- The provider is instructed to zero-fill by the LDSS for circumstances not listed above.

***Fields 24M through 24O (INPATIENT HOSPITAL VISITS) may be used for block-billing CONSECUTIVE visits within the SAME MONTH/YEAR made to a recipient in a hospital inpatient status.***

**INPATIENT HOSPITAL VISITS [From/Through Dates] (Field 24M)**

In the 'FROM' box, enter the date of the first hospital visit in the format MM/DD/YY. In the 'THROUGH' box, enter the date of the last hospital visit in the format MM/DD/YY.

**PROC CD (PROCEDURE CODE) (Field 24N)**

If dates were entered in 24M, enter the appropriate 5-character procedure code for the visit. Block billing may be used with the following procedure codes:

- 99231 through 99233
- 99433

**MOD (MODIFIER) (Field 24O)**

If the procedure code entered in 24N requires the addition of a modifier to further define the procedure, enter it in this field.

**Note: The last row of Fields 24H, 24J, 24K, and 24L must be used to enter the appropriate information to complete the block billing of Inpatient Hospital Visits. For fields 24J, 24K and 24L enter the total Charges/Medicare Approved Amount, Medicare Paid Amount or Other Insurance Paid Amount that results from multiplying the amount for each individual visit times the number of days entered in field 24M.**

**Trailer Section: Fields 25 Through 34**

***The information entered in the Trailer Section of the claim form (fields 25 through 34) must apply to all claim lines entered in the Encounter Section of the form.***

**CERTIFICATION [Signature of Physician or Supplier] (Field 25)**

The billing provider must sign the claim form. Rubber stamp signatures are not acceptable. Please note that the certification statement is on the back of the form.

**PROVIDER IDENTIFICATION NUMBER (Field 25A)**

The Medicaid Provider ID number is the eight-digit identification number assigned to providers at the time of enrollment in the Medicaid program.

The Provider ID number is pre-printed by CSC on this field for all providers except for practitioner groups.



**MEDICAID GROUP IDENTIFICATION NUMBER (Field 25B)**

The Medicaid Group ID number is the eight-digit identification number assigned to the Group at the time of enrollment in the Medicaid program.

For a **Group Practice**, the Group ID number is pre-printed by CSC on this field. A claim should be submitted under the Group ID **only** if payment for the service(s) being claimed is to be made to the group. In such case, the Medicaid Provider ID number of the group member that rendered the service must be entered in field 25A.

For a **Shared Health Facility**, enter in this field the 8-digit identification number which was assigned to the facility by the New York State Department of Health at the time of enrollment in the Medicaid program.

If the provider or the service(s) rendered is not associated with a Group Practice or a Shared Health Facility, leave this field blank.

**LOCATOR CODE (Field 25C)**

Locator codes are assigned to the provider for each service address registered at the time of enrollment in the Medicaid program or at anytime, afterwards, that a new location is added.

Currently, locator codes are issued as two-digit codes. However, any entry in this field must have three digits. Therefore, providers need to enter an additional zero to the left of these two-digit codes to comply with eMedNY billing requirements. For example, locator code 03 must be entered as 003, etc.

Locator codes **001** and **002** are for administrative use only and are not to be entered in this field. If the provider renders services at one location only, enter locator code **003**. If the provider renders service to Medicaid recipients at more than one location, the entry may be 003 or a higher locator code. Enter the locator code that corresponds to the address where the service was performed.

**Note: The provider is reminded of the obligation to notify Medicaid of all service locations as well as changes to any of them. For information on where to direct locator code updates, please refer to Information for All Providers, Inquiry section on this web page.**

**SA EXCP CODE (SERVICE AUTHORIZATION EXCEPTION CODE) (Field 25D)**

Leave this field blank.

**COUNTY OF SUBMITTAL (Unnumbered Field)**

Enter the name of the county wherein the claim form is signed. The County may be left blank **only** when the provider's address, as preprinted in the lower right corner of the claim form, is within the county wherein the claim form is signed.

**DATE SIGNED (Field 25E)**

Enter the date on which the Midwife signed the claim form. The date should be in the format MM/DD/YY.

**Note: In accordance with New York State regulations, claims must be submitted within 90 days of the Date of Service unless acceptable circumstances for the delay can be documented. For more information about billing claims over 90 days or two years from the Date of Service, refer to Information for All Providers, General Billing section, which can be found on this web page.**

**PHYSICIAN'S OR SUPPLIER'S NAME, ADDRESS, ZIP CODE (Field 31)**

The provider's name and correspondence address are preprinted in this field except for practitioner groups.

**Note: It is the responsibility of the provider to notify Medicaid of any change of address or other pertinent information within 15 days of the change. For information on where to direct address change requests, please refer to Information for All Providers, Inquiry section.**

**PATIENT'S ACCOUNT NUMBER (Field 32)**

For record-keeping purposes, the provider may choose to identify a patient by using an office account. This field can accommodate up to 20 alphanumeric characters. If an office account number is indicated on the claim form, it will be returned on the Remittance Advice. Using an office account number can be helpful for locating accounts when there is a question on patient identification.

**OTHER REFERRING/ORDERING PROVIDER ID/LICENSE NUMBER (Field 33)**

Leave this field blank.

**PROF CD (PROFESSION CODE) [Other Referring/Ordering Provider] (Field 34)**

Leave this field blank.

## Section III – Remittance Advice

The purpose of this section is to familiarize the provider with the design and contents of the Remittance Advice.

eMedNY produces remittance advices on a weekly (processing cycle) basis. Weekly remittance advices contain the following information:

- A listing of all **claims** (identified by several pieces of information as submitted on the claim) that have entered the computerized processing system during the corresponding cycle.
- The **status** of each claim (deny/paid/pend) after processing.
- The eMedNY **edits** (errors) failed by pending or denied claims.
- **Subtotals** (by category, status, and member ID) and **grand totals** of claims and dollar amounts.
- Other **financial information** such as recoupments, negative balances, etc.

The remittance advice, in addition to showing a record of claim transactions, can assist providers in identifying and correcting billing errors and plays an important role in the communication between the provider and the Fiscal Agent for resolving billing or processing issues.

Remittance advices are available in electronic and paper formats.

### Electronic Remittance Advice

The electronic HIPAA 835 transaction (Remittance Advice) is available via the eMedNY eXchange or FTP. To request the electronic remittance advice (835) providers must complete the HIPAA 835 Transaction Request form, which is available at [www.emedny.org](http://www.emedny.org).

Under **Information**:

- ✓ Click on **Provider Enrollment Forms**
- ✓ Click on **Electronic Remittance Request Form**

For additional information, providers may also call CSC-Provider Enrollment Support at 800-343-9000.

The NYS Medicaid Companion Guides for the 835 transaction are available at [www.emedny.org](http://www.emedny.org).

- ✓ Select **NYHIPAADESK** from the menu
- ✓ Click on **eMedNY Companion Guides and Sample Forms**
- ✓ Look for the box labeled “835 Health Care Claim Payment Advice Transaction”

Providers who submit claims under multiple ETINs receive a separate 835 for each ETIN and a separate check for each 835. Also, any 835 transaction can contain a maximum of ten thousand (10,000) claim lines; any overflow will generate a separate 835 and a separate check.

Providers who choose to receive the 835 electronic remittance advice may elect to receive the status of paper claim submissions in the 835 format. The request must be submitted using the Electronic Remittance Request Form located at [www.eMedNY.org](http://www.eMedNY.org). If this option is chosen, no paper remittance will be produced and the status of claims will appear on the electronic 835 remittance advice for the ETIN indicated on the request form. Pending claims do not appear in the 835 transaction; they are listed in the Supplemental file, which will be sent along with the 835 transaction for any processing cycle that produce pends.

### Paper Remittance Advice

Remittance advices are also available on paper. Providers who bill electronically but do not specifically request to receive the 835 transaction are sent paper remittance advices. Providers who bill all of their claims on paper forms can only receive paper remittance advices.

### Remittance Sorts

The default sort for the paper remittance advice is:  
Claim Status (denied, paid, pending) – Patient ID – TCN

Providers can request other sort patterns that may better suit their accounting systems. The additional sorts available are as follows:

- TCN – Claim Status – Patient ID – Date of Service
- Patient ID – Claim Status – TCN
- Date of Service – Claim Status – Patient ID

To request a sort pattern other than the default, providers must complete the

Remittance Sort Request form, available at [www.emedny.org](http://www.emedny.org).

Under **Information**:

- ✓ Click on **Provider Enrollment Forms**
- ✓ Click on **Paper Remitt Sort Request Form**

For additional information, providers may also call CSC-Provider Enrollment Support at 800-343-9000.

## Remittance Advice Format

The remittance advice is composed of five sections as described below.

- Section One may be one of the following:
  - ▶ Medicaid Check
  - ▶ Notice of Electronic Funds Transfer (EFT)
  - ▶ Summout (no claims paid)
- Section Two: Provider Notification (special messages)
- Section Three: Claim Detail
- Section Four
  - ▶ Financial Transactions (recoupments)
  - ▶ Accounts Receivable (cumulative financial information)
- Section Five: Edit (Error) Description

## Explanation of Remittance Advice Sections

The next pages present a sample of each section of the remittance advice for Midwives followed by an explanation of the elements contained in the section.

The information displayed in the remittance advice samples is for illustration purposes only.

The following information applies to a remittance advice with the default sort pattern.

**Section One – Medicaid Check**

For providers who have selected to be paid by check, a Medicaid check is issued when the provider has claims approved for the cycle and the approved amount is greater than the recoupments, if any, scheduled for the cycle. This section contains the check stub and the actual Medicaid check (payment).



TO: JAMES STRONG

DATE: 2005-08-01  
 REMITTANCE NO: 05080100006  
 PROVIDER ID: 00112233

05080100006 2005-08-01  
 JAMES STRONG  
 100 BROADWAY  
 ANYTOWN NY 11111

YOUR CHECK IS BELOW – TO DETACH, TEAR ALONG PERFORATED DASHED LINE

$\frac{29}{2}$

DATE	REMITTANCE NUMBER	PROVIDER ID NO.
2005-08-01 <small>VOID AFTER 90 DAYS</small>	05080100006	00112233

PAY	DOLLARS/CENTS
	\$*****143.80

TO  
THE  
ORDER  
OF

05080100006 2005-08-01  
 JAMES STRONG  
 100 BROADWAY  
 ANYTOWN NY 11111



MEDICAL ASSISTANCE (TITLE XIX) PROGRAM  
 CHECKS DRAWN ON  
 KEY BANK N.A.  
 60 STATE STREET, ALBANY, NEW YORK 12207

John  
 C. H. H.

***Check Stub Information***

**UPPER LEFT CORNER**

Provider's name (as recorded in the Medicaid files)

**UPPER RIGHT CORNER**

Date on which the remittance advice was issued

Remittance number

Provider ID number

**CENTER**

Remittance number/date

Provider's name/address

***Medicaid Check***

**LEFT SIDE**

Table

Date on which the check was issued

Remittance number

Provider ID number

Remittance number/date

Provider's name/address

**RIGHT SIDE**

Dollar amount. This amount must equal the Net Total Paid Amount under the Grand Total subsection plus the total sum of the Financial Transaction section.

**Section One – EFT Notification**

For providers who have selected electronic funds transfer (or direct deposit), an EFT transaction is processed when the provider has claims approved during the cycle and the approved amount is greater than the recoupments, if any, scheduled for the cycle. This section indicates the amount of the EFT.

TO: JAMES STRONG



DATE: 2005-08-01  
REMITTANCE NO: 05080100006  
PROVIDER ID: 00112233

05080100006 2005-08-01  
JAMES STRONG  
100 BROADWAY  
ANYTOWN NY 11111

JAMES STRONG \$143.80

PAYMENT IN THE ABOVE AMOUNT WILL BE DEPOSITED VIA AN ELECTRONIC FUNDS TRANSFER.



***Information on the EFT Notification Page***

**UPPER LEFT CORNER**

Provider's name (as recorded in the Medicaid files)

**UPPER RIGHT CORNER**

Date on which the remittance advice was issued

Remittance number

Provider ID number

**CENTER**

Remittance number/date

Provider's name/address

Provider's Name – Amount transferred to the provider's account. This amount must equal the Net Total Paid Amount under the Grand Total subsection plus the total sum of the Financial Transaction section.

**Section One – Summout (No Payment)**

A summout is produced when the provider has no positive total payment for the cycle and, therefore, there is no disbursement of moneys.

TO: JAMES STRONG



DATE: 08/01/2005  
REMITTANCE NO: 05080100006  
PROVIDER ID: 00112233

NO PAYMENT WILL BE RECEIVED THIS CYCLE. SEE REMITTANCE FOR DETAILS.

JAMES STRONG  
100 BROADWAY  
ANYTOWN NY 11111

***Information on the Summout Page***

**UPPER LEFT CORNER**

Provider Name (as recorded in Medicaid files)

**UPPER RIGHT CORNER**

Date on which the remittance advice was issued

Remittance number

Provider ID number

**CENTER**

Notification that no payment was made for the cycle (no claims were approved)

Provider name and address

**Section Two – Provider Notification**

This section is used to communicate important messages to providers.



PAGE 01  
DATE 08/01/05  
CYCLE 458

TO: JAMES STRONG  
100 BROADWAY  
ANYTOWN, NEW YORK 11111

ETIN:  
PROVIDER NOTIFICATION  
PROVIDER ID 00112233  
REMITTANCE NO: 05080100006

REMITTANCE ADVICE MESSAGE TEXT

EMEDNY WILL BE CLOSED MONDAY, SEPTEMBER 5, 2005 IN OBSERVANCE OF LABOR DAY.

***Information on the Provider Notification Page***

**UPPER LEFT CORNER**

Provider's name and address

**UPPER RIGHT CORNER**

Remittance page number

Date on which the remittance advice was issued

Cycle number

ETIN (not applicable)

Name of section: **PROVIDER NOTIFICATION**

Provider ID number

Remittance number

**CENTER**

Message text

**Midwife Billing Guidelines**

**Section Three – Claim Detail**

This section provides a listing of all new claims that were processed during the specific cycle plus claims that were previously pended and denied during the specific cycle. This section may also contain pending claims from previous cycles that remain in a pend status.



PAGE 02  
DATE 08/01/2005  
CYCLE 458

ETIN:  
PRACTITIONER  
PROVIDER ID: 00112233  
REMITTANCE NO: 05080100006

TO: JAMES STRONG  
100 BROADWAY  
ANYTOWN, NEW YORK 11111

LN. NO	OFFICE ACCOUNT NUMBER	CLIENT NAME	CLIENT ID NUMBER	TCN	DATE OF SERVICE	PROC. CODE	UNITS	CHARGED	PAID	STATUS	ERRORS
01	CP343444	DAVIS	UU44444R	05206-00000227-0-0	07/11/05	11976	1.000	52.80	0.00	DENY	00162 00244
01	CP443544	BROWN	PP88888M	05206-000011334-0-0	07/11/05	59020	1.000	17.60	0.00	DENY	00244
01	CP766578	MALONE	SS99999L	05206-000013556-0-0	07/19/05	59025	1.000	14.30	0.00	DENY	00162
01	CP999890	SMITH	ZZ22222T	05206-000032456-0-0	07/20/05	11975	1.000	77.50	0.00	DENY	00131

\* = PREVIOUSLY PENDED CLAIM  
\*\* = NEW PEND

TOTAL AMOUNT ORIGINAL CLAIMS	DENIED	162.20	NUMBER OF CLAIMS	4
NET AMOUNT ADJUSTMENTS	DENIED	0.00	NUMBER OF CLAIMS	0
NET AMOUNT VOIDS	DENIED	0.00	NUMBER OF CLAIMS	0
NET AMOUNT VOIDS – ADJUSTS		0.00	NUMBER OF CLAIMS	0

## Midwife Billing Guidelines



PAGE 03  
DATE 08/01/2005  
CYCLE 458

### MEDICAL ASSISTANCE (TITLE XIX) PROGRAM REMITTANCE STATEMENT

ETIN:  
PRACTITIONER  
PROVIDER ID: 00112233  
REMITTANCE NO: 05080100006

TO: JAMES STRONG  
100 BROADWAY  
ANYTOWN, NEW YORK 11111

LN. NO	OFFICE ACCOUNT NUMBER	CLIENT NAME	CLIENT ID NUMBER	TCN	DATE OF SERVICE	PROC. CODE	UNITS	CHARGED	PAID	STATUS	ERRORS
01	CP112346	DAVIS	UU44444R	05206-000033667-0-0	07/11/05	59025	1.000	14.30	14.30	PAID	
02	CP112345	DAVIS	UU44444R	05206-000033667-0-0	07/12/05	59025	1.000	14.30	14.30	PAID	
01	CP113433	CRUZ	LL11111B	05206-000045667-0-0	07/14/05	57511	1.000	52.80	52.80	PAID	
01	CP445677	JONES	YY33333S	05206-000056767-0-0	07/15/05	11975	1.000	66.00	66.00	PAID	
01	CP113487	WAGER	ZZ98765R	05206-000067767-0-0	06/05/05	59030	1.000	17.60	17.60-	ADJT	ORIGINAL CLAIM PAID 06/24/05
01	CP744495	PARKER	VZ45678P	05206-000088767-0-0	06/05/05	56605	1.000	14.30	14.00	ADJT	

\* = PREVIOUSLY PENDED CLAIM  
\*\* = NEW PEND

TOTAL AMOUNT ORIGINAL CLAIMS	PAID	147.40	NUMBER OF CLAIMS	4
NET AMOUNT ADJUSTMENTS	PAID	3.60-	NUMBER OF CLAIMS	1
NET AMOUNT VOIDS	PAID	0.00	NUMBER OF CLAIMS	0
NET AMOUNT VOIDS – ADJUSTS		3.60-	NUMBER OF CLAIMS	1

## Midwife Billing Guidelines



PAGE 04  
DATE 08/01/2005  
CYCLE 458

### MEDICAL ASSISTANCE (TITLE XIX) PROGRAM REMITTANCE STATEMENT

ETIN:  
PRACTITIONER  
PROVIDER ID: 00112233  
REMITTANCE NO: 05080100006

TO: JAMES STRONG  
100 BROADWAY  
ANYTOWN, NEW YORK 11111

LN. NO	OFFICE ACCOUNT NUMBER	CLIENT NAME	CLIENT ID NUMBER	TCN	DATE OF SERVICE	PROC. CODE	UNITS	CHARGED	PAID	STATUS	ERRORS
01	CP8765432	CRUZ	LL11111B	05206-000033467-0-0	07/13/05	57454	1.000	69.30	0.00	**PEND	00162
02	CP4555557	CRUZ	LL11111B	05206-000033468-0-0	07/14/05	11975	1.000	71.04	0.00	**PEND	00162
01	CP8876543	TAYLOR	GG43210D	05206-000035665-0-0	07/14/05	56605	1.000	14.30	0.00	**PEND	00142
01	CP0009765	ESPOSITO	FF98765C	05206-000033660-0-0	07/12/05	56605	1.000	14.30	0.00	**PEND	00131

\* = PREVIOUSLY PENDED CLAIM  
\*\* = NEW PEND

TOTAL AMOUNT ORIGINAL CLAIMS	PEND	168.94	NUMBER OF CLAIMS	4
NET AMOUNT ADJUSTMENTS	PEND	0.00	NUMBER OF CLAIMS	0
NET AMOUNT VOIDS	PEND	0.00	NUMBER OF CLAIMS	0
NET AMOUNT VOIDS – ADJUSTS		0.00	NUMBER OF CLAIMS	0

REMITTANCE TOTALS – PRACTITIONER

VOIDS – ADJUSTS	3.60-	NUMBER OF CLAIMS	1
TOTAL PENDS	168.94	NUMBER OF CLAIMS	4
TOTAL PAID	147.40	NUMBER OF CLAIMS	4
TOTAL DENIED	162.20	NUMBER OF CLAIMS	4
NET TOTAL PAID	143.80	NUMBER OF CLAIMS	5

MEMBER ID: 00112233

VOIDS – ADJUSTS	3.60-	NUMBER OF CLAIMS	1
TOTAL PENDS	168.94	NUMBER OF CLAIMS	4
TOTAL PAID	147.40	NUMBER OF CLAIMS	4
TOTAL DENIED	162.20	NUMBER OF CLAIMS	4
NET TOTAL PAID	143.80	NUMBER OF CLAIMS	5



Midwife Billing Guidelines



**MEDICAL ASSISTANCE (TITLE XIX) PROGRAM  
REMITTANCE STATEMENT**

PAGE: 05  
DATE: 08/01/05  
CYCLE: 458

ETIN:  
PRACTITIONER  
GRAND TOTALS  
PROVIDER ID: 00112233  
REMITTANCE NO: 05080100006

TO: JAMES STRONG  
100 BROADWAY  
ANYTOWN, NEW YORK 11111

REMITTANCE TOTALS – GRAND TOTALS

VOIDS – ADJUSTS	3.60-	NUMBER OF CLAIMS	1
TOTAL PENDS	168.94	NUMBER OF CLAIMS	4
TOTAL PAID	147.40	NUMBER OF CLAIMS	4
TOTAL DENY	162.20	NUMBER OF CLAIMS	4
NET TOTAL PAID	143.80	NUMBER OF CLAIMS	5

***General Information on the Claim Detail Pages***

**UPPER LEFT CORNER**

Provider's name and address

**UPPER RIGHT CORNER**

Remittance page number

Date on which the remittance advice was issued

Cycle number. The cycle number should be used when calling CSC with questions about specific processed claims or payments.

ETIN (not applicable)

Provider Service Classification: **PRACTITIONER**

Provider ID number

Remittance number

***Explanation of the Claim Detail Columns***

**LN. NO. (LINE NUMBER)**

This column indicates the line number of each claim as it appears on the claim form.

**OFFICE ACCOUNT NUMBER**

If a Patient/Office Account Number was entered in the claim form, that number (up to 20 characters) will appear under this column.

**CLIENT NAME**

This column indicates the last name of the patient. If an invalid Medicaid Client ID was entered in the claim form, the ID will be listed as it was submitted but no name will appear under this column.

**CLIENT ID**

The patient's Medicaid ID number appears under this column.

**TCN**

The TCN is a unique identifier assigned to each document (claim form) that is processed. If multiple claim lines are submitted on the same claim form, all the lines are assigned the same TCN.

**DATE OF SERVICE**

This column lists the service date as entered in the claim form.

**PROCEDURE CODE**

The five-digit procedure code that was entered in the claim form appears under this column.

### **UNITS**

The total number of units of service for the specific claim appears under this column. The units are indicated with three (3) decimal positions. Since Midwives must only report whole units of service, the decimal positions will always be 000. For example: 3 units will be indicated as 3.000

### **CHARGED**

This column lists either the amount the provider charged for the claim or the Medicare Approved amount if applicable.

### **PAID**

If the claim is approved, the amount paid appears under this column. If the claim has a pend or deny status, the amount paid will be zero (0.00).

### **STATUS**

This column indicates the status (DENY, PAID/ADJT/VOID, PEND) of the claim line.

#### **Denied Claims**

Claims for which payment is denied will be identified by the **DENY** status. A claim may be denied for the following general reasons:

- The service rendered is not covered by the New York State Medicaid Program.
- The claim is a duplicate of a prior paid claim.
- The required Prior Approval has not been obtained.
- Information entered in the claim form is invalid or logically inconsistent.

#### **Approved Claims**

Approved claims will be identified by the statuses **PAID**, **ADJT** (adjustment), or **VOID**.

#### ***Paid Claims***

The status PAID refers to original claims that have been approved.

#### ***Adjustments***

The status ADJT refers to a claim submitted in replacement of a paid claim with the purpose of changing one or more fields. An adjustment has two components: the credit transaction (previously paid claim) and the debit transaction (adjusted claim).

#### ***Voids***

The status VOID refers to a claim submitted with the purpose of canceling a previously paid claim. A void lists the credit transaction (previously paid claim) only.

### **Pending Claims**

Claims that require further review or recycling will be identified by the **PEND** status. The following are examples of circumstances that commonly cause claims to be pended:

- New York State Medical Review required.
- Procedure requires manual pricing.
- No match found in the Medicaid files for certain information submitted on the claim, for example: Recipient ID, Prior Approval, Service Authorization. These claims are recycled for a period of time during which the Medicaid files may be updated to match the information on the claim.

After manual review is completed, a match is found in the Medicaid files or the recycling time expires, pended claims may be approved for payment or denied.

A new pend is signified by two asterisks (\*\*). A previously pended claim is signified by one asterisk (\*).

### **ERRORS**

For claims with a DENY or PEND status, this column indicates the NYS Medicaid edit (error) numeric code(s) that caused the claim to deny or pend. Some edit codes may also be indicated for a PAID claim. These are “approved” edits, which identify certain “errors” found in the claim, which do not prevent the claim from being approved. Up to twenty-five (25) edit codes, including approved edits, may be listed for each claim. Edit code definitions will be listed on the last page(s) of the remittance advice.

### ***Subtotals/Totals***

Subtotals of dollar amounts and number of claims are provided as follows:

Subtotals by claim **status** appear at the end of the claim listing for each status. The subtotals are broken down by:

- Original claims
- Adjustments
- Voids
- Adjustments/voids combined

Subtotals by **provider type** are provided at the end of the claim detail listing. These subtotals are broken down by:

- Adjustments/voids (combined)
- Pends
- Paid
- Denied
- Net total paid (sum of approved adjustments/voids and paid original claims)

Totals by **member ID** are provided next to the subtotals for provider type. For individual practitioners these totals are exactly the same as the subtotals by provider type. For practitioner groups, this subtotal category refers to the specific member of the group who provided the services. These subtotals are broken down by:

- Adjustments/voids (combined)
- Pends
- Paid
- Deny
- Net total paid (sum of approved adjustments/voids and paid original claims)

**Grand Totals** for the entire provider remittance advice appear on a separate page following the page containing the **totals** by **provider type and member ID**. The grand total is broken down by:

- Adjustments/voids (combined)
- Pends
- Paid
- Deny
- Net total paid (entire remittance)


**Section Four**

This section has two subsections:

- Financial Transactions
- Accounts Receivable

***Financial Transactions***

The Financial Transactions subsection lists all the recoupments that were applied to the provider during the specific cycle. If there is no recoupment activity, this subsection is not produced.

TO: JAMES STRONG 100 BROADWAY ANYTOWN, NEW YORK 11111		 <b>MEDICAL ASSISTANCE (TITLE XIX) PROGRAM</b> <b>REMITTANCE STATEMENT</b>		PAGE 07	
				DATE 08/01/05	
				CYCLE 458	
				ETIN:	
				FINANCIAL TRANSACTIONS	
				PROVIDER ID: 00112233	
				REMITTANCE NO: 05080100006	
	FCN	FINANCIAL REASON CODE	FISCAL TRANS TYPE	DATE	AMOUNT
	200505060236547	XXX	RECOUPMENT REASON DESCRIPTION	05 09 05	\$\$.\$
NET FINANCIAL TRANSACTION AMOUNT		\$\$\$.\$	NUMBER OF FINANCIAL TRANSACTIONS		XXX

***Explanation of the Financial Transactions Columns***

**FCN (Financial Control Number)**

This is a unique identifier assigned to each financial transaction.

**FINANCIAL REASON CODE**

This code is for DOH/CSC use only; it has no relevance to providers. It identifies the reason for the recoupment.

**FISCAL TRANSACTION TYPE**

This is the description of the Financial Reason Code. For example: Third Party Recovery.

**DATE**

The date on which the recoupment was applied. Since all the recoupments listed on this page pertain to the current cycle, all the recoupments will have the same date.

**AMOUNT**

The dollar amount corresponding to the particular fiscal transaction. This amount is deducted from the provider's total payment for the cycle.

***Totals***

The total dollar amount of the financial transactions (**Net Financial Transaction Amount**) and the total number of transactions (**Number of Financial Transactions**) appear below the last line of the transaction detail list.

The Net Financial Transaction Amount added to the Claim Detail-Grand Total must equal the Medicaid Check or EFT amounts.

**Accounts Receivable**

This subsection displays the original amount of each of the outstanding Financial Transactions and their current balance after the cycle recoupments were applied. If there are no outstanding negative balances, this section is not produced.

TO: JAMES STRONG  
100 BROADWAY  
ANYTOWN, NEW YORK 11111



PAGE 08  
DATE 08/01/05  
CYCLE 458

ETIN:  
ACCOUNTS RECEIVABLE  
PROVIDER ID: 00112233  
REMITTANCE NO: 05080100006

REASON CODE	DESCRIPTION	ORIG BAL	CURR BAL	RECOUP %/AMT
		\$XXX.XX-	\$XXX.XX-	999
		\$XXX.XX-	\$XXX.XX-	999

TOTAL AMOUNT DUE THE STATE \$XXX.XX



***Explanation of the Accounts Receivable Columns***

If a provider has negative balances of different types or negative balances created at different times, each negative balance will be listed in a different line.

**REASON CODE DESCRIPTION**

This is the description of the Financial Reason Code. For example: Third Party Recovery.

**ORIGINAL BALANCE**

The original amount (or starting balance) for any particular financial reason.

**CURRENT BALANCE**

The current amount owed to Medicaid (after the cycle recoupments, if any, were applied). This balance may be equal to or less than the original balance.

**RECOUPMENT % AMOUNT**

The deduction (recoupment) scheduled for each cycle.

***Total Amount Due the State***

This amount is the sum of all the **Current Balances** listed above.

## Section Five – Edit Descriptions

The last section of the Remittance Advice features the description of each of the edit codes (including approved codes) failed by the claims listed in Section Three. The codes are listed in ascending numeric order.

**MEDICAID**  
MANAGEMENT  
INFORMATION SYSTEM  
**MEDICAL ASSISTANCE (TITLE XIX) PROGRAM  
REMITTANCE STATEMENT**

TO: JAMES STRONG  
100 BROADWAY  
ANYTOWN, NEW YORK 11111

PAGE 06  
DATE 08/01/05  
CYCLE 458

ETIN:  
PRACTITIONER  
EDIT DESCRIPTIONS  
PROVIDER ID: 00112233  
REMITTANCE NO: 05080100006

THE FOLLOWING IS A DESCRIPTION OF THE EDIT REASON CODES THAT APPEAR ON THE CLAIMS FOR THIS REMITTANCE:

00131	PROVIDER NOT APPROVED FOR SERVICE
00142	SERVICE CODE NOT EQUAL TO PA
00162	RECIPIENT INELIGIBLE ON DATE OF SERVICE
00244	PA NOT ON OR REMOVED FROM FILE

## Appendix A – Code Sets

### Place of Service

<b>Code</b>	<b>Description</b>
03	School
04	Homeless shelter
05	Indian health service free-standing facility
06	Indian health service provider-based facility
07	Tribal 638 free-standing facility
08	Tribal 638 provider-based facility
11	Doctor's office
12	Home
13	Assisted living facility
14	Group home
15	Mobile unit
20	Urgent care facility
21	Inpatient hospital
22	Outpatient hospital
23	Emergency room-hospital
24	Ambulatory surgical center
24	Birthing center
25	Military treatment facility
31	Skilled nursing facility
32	Nursing facility
33	Custodial care facility
34	Hospice
41	Ambulance-land
42	Ambulance-air or water
49	Independent clinic
50	Federally qualified health center
51	Inpatient psychiatric facility
52	Psychiatric facility partial hospitalization
53	Community mental health center
54	Intermediate care facility/mentally retarded
55	Residential substance abuse treatment facility
56	Psychiatric residential treatment center
57	Non-residential substance abuse treatment facility
58	Mass immunization center
59	Comprehensive inpatient rehabilitation facility
60	Comprehensive outpatient rehabilitation facility
65	End stage renal disease treatment facility
71	State or local public health clinic
72	Rural health clinic
81	Independent laboratory
99	Other unlisted facility

**United States Standard Postal Abbreviations**

<b>State</b>	<b>Abbrev.</b>	<b>State</b>	<b>Abbrev.</b>
Alabama	AL	Missouri	MO
Alaska	AK	Montana	MT
Arizona	AZ	Nebraska	NE
Arkansas	AR	Nevada	NV
California	CA	New Hampshire	NH
Colorado	CO	New Jersey	NJ
Connecticut	CT	North Carolina	NC
Delaware	DE	North Dakota	ND
District of Columbia	DC	Ohio	OH
Florida	FL	Oklahoma	OK
Georgia	GA	Oregon	OR
Hawaii	HI	Pennsylvania	PA
Idaho	ID	Rhode Island	RI
Illinois	IL	South Carolina	SC
Iowa	IA	South Dakota	SD
Kansas	KS	Tennessee	TN
Kentucky	KY	Texas	TX
Louisiana	LA	Utah	UT
Maine	ME	Vermont	VT
Maryland	MD	Virginia	VA
Massachusetts	MA	Washington	WA
Michigan	MI	West Virginia	WV
Minnesota	MN	Wisconsin	WI
Mississippi	MS	Wyoming	WY

<b><u>American Territories</u></b>	<b><u>Abbrev.</u></b>
American Samoa	AS
Canal Zone	CZ
Guam	GU
Puerto Rico	PR
Trust Territories	TT
Virgin Islands	VI

**Note: Required only when reporting out-of-state license numbers.**

## Appendix B – Sterilization Consent Form – DSS-3134

A Sterilization Consent Form, DSS-3134, must be completed for each sterilization procedure. **No other form can be used in place of the DSS-3134.** A supply of these forms, available in English and in Spanish [DSS-3134(S)], can be obtained from:

**New York State Department of Health  
Corning Tower - Room 2029  
Empire State Plaza  
Albany, New York 12237**

Claims for sterilization procedures **must be submitted on paper**, and a copy of the completed and signed **Sterilization Consent Form**, DSS-3134 [or DSS-3134(S)] must be attached to the claim.

When completing the DSS-3134, please follow the guidelines below:

- Be certain that the form is completed so it can be read easily. An illegible or altered form is unacceptable (will cause a paper claim to deny). Also, the persons completing the form should check to see that all five copies are legible.
- Each required field or blank must be completed in order to ensure payment.
- If a woman is not currently Medicaid eligible at the time she signs the DSS-3134 [or 3134(S)] form but becomes eligible prior to the procedure and if she is 21 years of age when the form was signed, the 30 day waiting period starts from the date the DSS form was signed regardless of the date the woman becomes Medicaid eligible.

A sample Sterilization Consent Form and step-by-step instructions follow on the next pages.



***Field-by-Field Instructions for Completing the Sterilization Consent Form – DSS-3134 and 3134(S)***

**Patient Identification**

**Field 1**

Enter the patient's name, Medicaid ID number, and chart number; name of hospital or clinic is optional.

**Consent To Sterilization**

**Field 2**

Enter the name of the individual or clinic obtaining consent. If the sterilization is to be performed in New York City, the physician who performs the sterilization (24) cannot obtain the consent.

**Field 3**

Enter the name of sterilization procedure to be performed.

**Field 4**

Enter the patient's date of birth. Check to see that the patient is at least 21 years old. If the patient is not 21 on the date consent is given (9), Medicaid will not pay for the sterilization.

**Field 5**

Enter the patient's name.

**Field 6**

Enter the name of doctor who will probably perform the sterilization. It is understood that this might not be the doctor who eventually performs the sterilization (24).

**Field 7**

Enter the name of sterilization procedure.

**Field 8**

The patient must sign the form.

**Field 9**

Enter the date of patient's signature. This is the date on which the consent was obtained. The sterilization procedure must be performed no less than 30 days nor more than 180 days from this date, except in instances of premature delivery (20, 21), or emergency abdominal surgery (22, 23) when at least 72 hours (three days) must have elapsed.

**Field 10**

Completion of the race and ethnicity designation is optional.

**Interpreter's Statement**

**Field 11**

If the person to be sterilized does not understand the language of the consent form, the services of an interpreter will be required. Enter the language employed.

**Field 12**

The interpreter must sign and date the form.

**Statement of Person Obtaining Consent**

**Field 13**

Enter the patient's name.

**Field 14**

Enter the name of the sterilization operation.

**Field 15**

The person who obtained consent from the patient must sign and date the form. If the sterilization is to be performed in New York City, this person cannot be the operating physician (24).

**Field 16**

Enter the name and address of the facility with which the person who obtained the consent is associated. This may be a clinic, hospital, Midwife's, or physician's office.

**Physician's Statement**

The physician should complete and date this form after the sterilization procedure is performed.



**Field 17**

Enter the patient's name.

**Field 18**

Enter the date the sterilization procedure was performed.

**Field 19**

Enter the name of the sterilization procedure.

**Instructions for Use of Alternative Final Paragraphs**

If the sterilization was performed at least 30 days from the date of consent (9), then cross out the second paragraph and sign (24) and date (25) the consent form.

If less than 30 days but more than 72 hours has elapsed from the date of consent as a consequence of either premature delivery or emergency abdominal surgery, proceed as follows:

**Field 20**

If the sterilization was scheduled to be performed in conjunction with delivery but the delivery was premature, occurring within the 30-day waiting period, check box one and (21) enter the expected date of delivery.

**Field 21**

If the patient was scheduled to be sterilized but within the 30-day waiting period required emergency abdominal surgery and the sterilization was performed at that time, then check box two and (23) describe the circumstances.

**Field 24**

The physician who performed the sterilization must sign and date the form.

**Field 25**

The date of the physician's signature should indicate that the physician's statement was signed after the procedure was performed, that is, on the day of or a day subsequent to the sterilization.

**For Sterilizations Performed In New York City**

New York City local law requires the presence of a witness chosen by the patient when the patient consents to sterilization. In addition, upon admission for sterilization, in New York City, the patient is required to review his/her decision to be sterilized and to reaffirm that decision in writing.

## **Witness Certification**

### **Field 26**

Enter the name of the witness to the consent to sterilization.

### **Field 27**

Enter the date the witness observed the consent to sterilization. This date will be the same date of consent to sterilization (9).

### **Field 28**

Enter the patient's name.

### **Field 29**

The witness must sign the form.

### **Field 30**

Enter the title, if any, of the witness.

### **Field 31**

Enter the date of witness's signature.

## **Reaffirmation**

### **Field 32**

The patient must sign the form.

### **Field 33**

Enter the date of the patient's signature. This date should be shortly prior to or same as date of sterilization in field 18.

### **Field 34**

The witness must sign the form for reaffirmation. This witness need not be the same person whose signature appears in field 29.

### **Field 35**

Enter the date of witness's signature.